

The Fourth General Meeting of CARD

# **CAADP Framework and the CARD Initiative**

8 November 2011



**CARD**

COALITION for AFRICAN  
RICE DEVELOPMENT

# NEPAD - Agriculture



## Comprehensive Africa Agriculture Development Programme (CAADP)

... framework to stimulate &  
guide alignment and  
strengthening of Africa's  
capacity to sustain high  
agriculture performance ...



# Why CAADP ...

Framework to stimulate, guide and support building and strengthening of systems and capacity for Africa to achieve ...

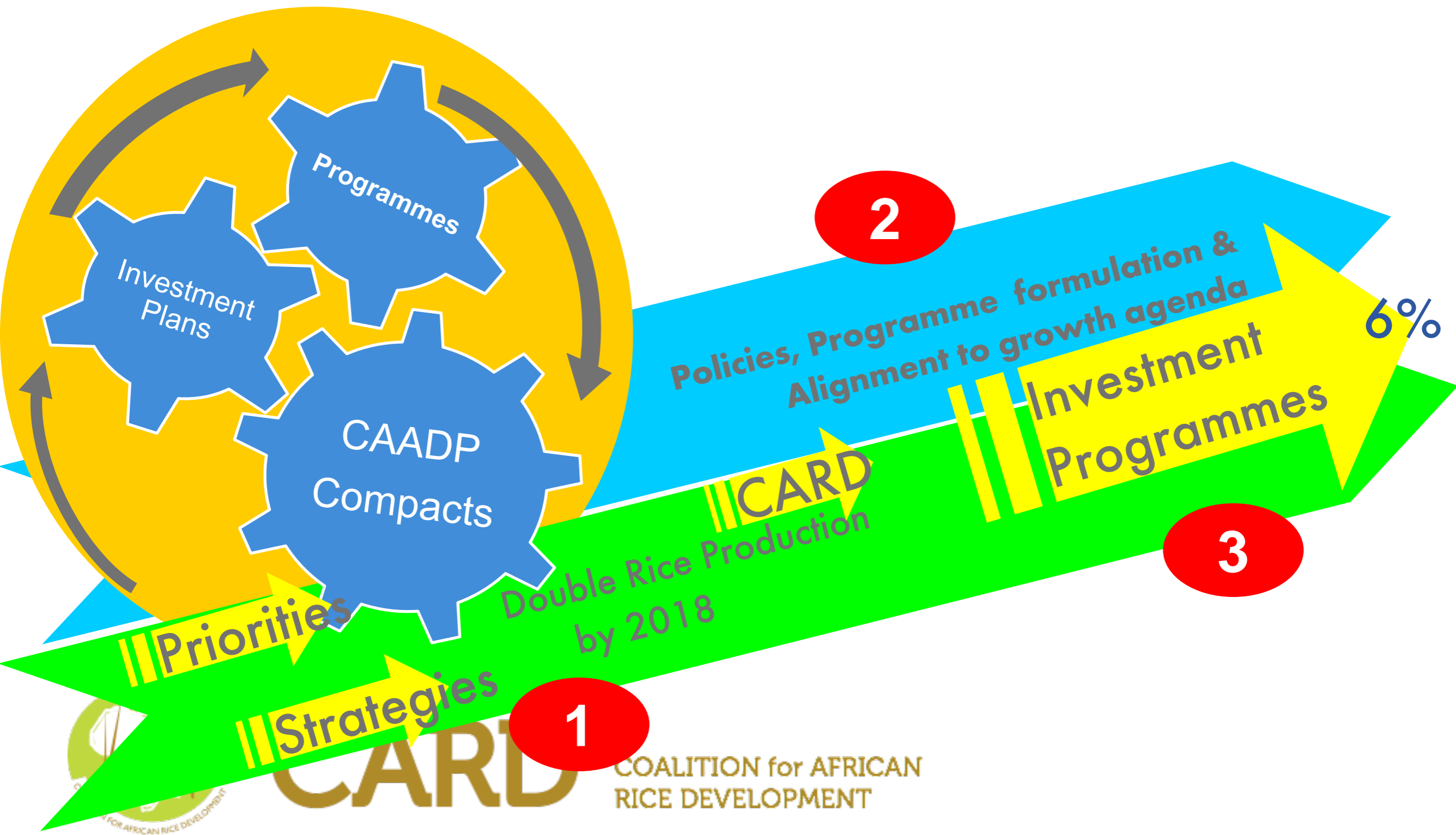
- ✓ Food and Nutritional Security
- ✓ Increased Income and Poverty alleviation
- ✓ Sustainable socio-economic growth

6% Annual Agriculture  
Productivity growth rate  
(by 2015)

10% Public Expenditure  
allocation to Agriculture  
(by 2008)

COALITION for AFRICAN  
RICE DEVELOPMENT

# CAADP and transformation of Africa Agriculture (development) instruments/models



- ✓ Food and Nutritional Security
- ✓ Increased Income and Poverty alleviation
- ✓ Sustainable socio-economic growth

6% Annual Agriculture  
Productivity growth rate  
(by 2015)

14 million tons/year to 28 million  
tons/year by 2018

CARD

CAADP Flagship  
Programmes



CARD

COALITION for AFRICAN  
RICE DEVELOPMENT

41 Countries  
actively  
engaging

28 Country  
Compacts

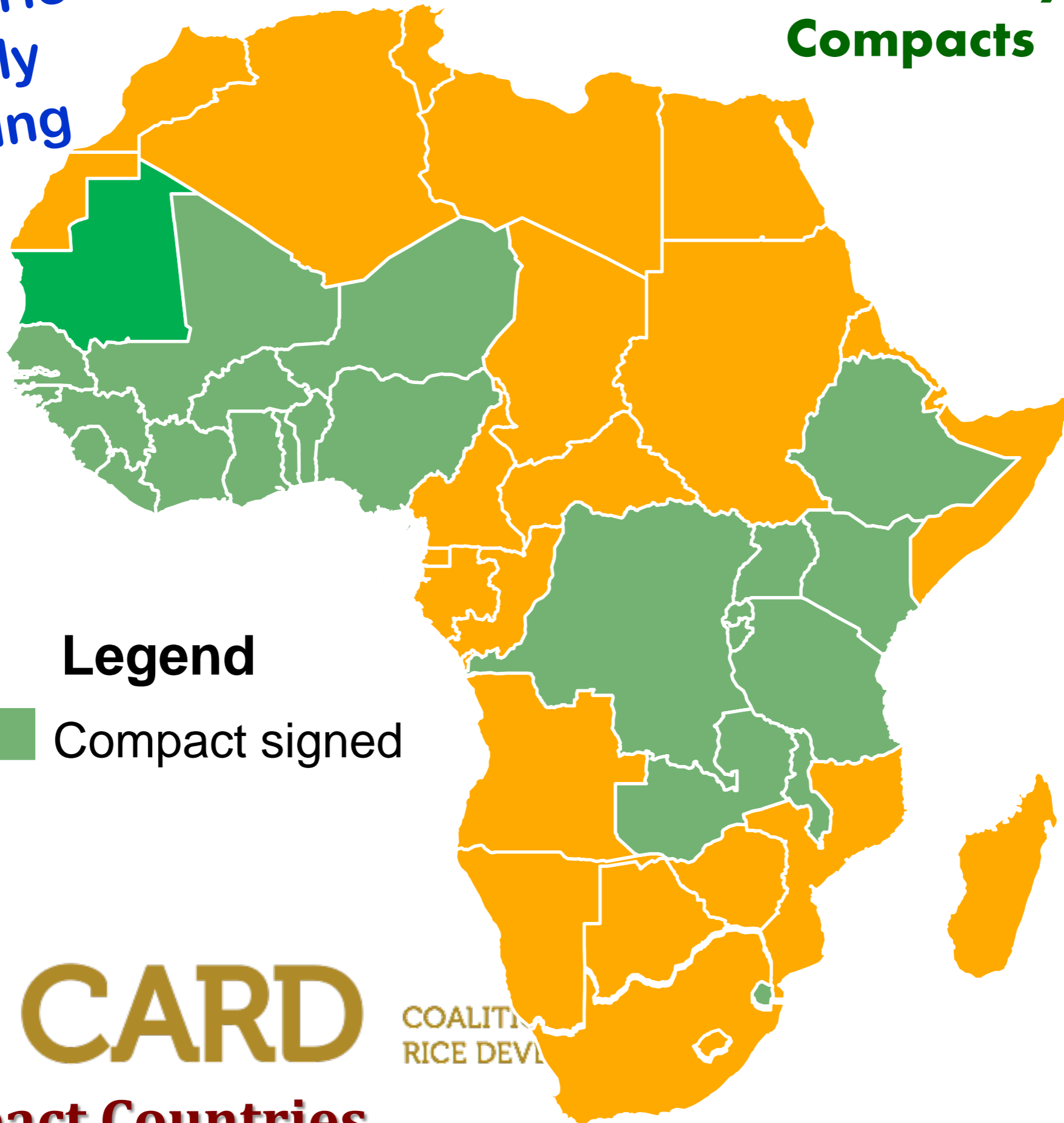
**Legend**  
■ Compact signed



**CARD**

COALITION  
RICE DEVELOPMENT

**Compact Countries**



## **21 Investment Plans**

**Post Compact countries:- Investment plans reviewed**

**28 Country  
Compacts**

**21 Investment  
Plans**

**16 country  
Business  
meetings held**

**6 Countries received GAFSP Fund**

**Post compact countries:- Business meetings held**



## Countries with compacts /Investment Plans – October 2011

REC	Countries that have signed Compacts	Dates when Compacts signed	IP Ready	Technical review for the IP	Business Meeting held	Remarks
<b>COMESA</b>	1. Burundi	24-25 August 2009	Yes	Yes (22-31 Aug 11)	pending	
	2. Ethiopia	27-28 September 2009	Yes	Yes (Sept 10)	Yes (6-7 Dec 2010)	Received GAFSIP
	3. Malawi	19 April 2010	Yes	Yes (10-16 Sept 10)	Yes (28-29 Sept 2011)	
	4. Rwanda	30-31 March 2007	Yes	Yes (Dec 2009)	Yes (8-9 Dec 09)	Received GAFSIP
	5. Uganda	30-31 March 2010	Yes	Yes (2-10 Sept 10)	Yes (16-17 Sept 10)	
	6. Kenya	23-24 July 2010	Yes	Yes (6-14 Sept 10)	Yes (27 <sup>th</sup> Sept 10)	
	7. Zambia	18 Jan 2011	In process	Pending	Pending	
	8. DRC	18 March 2011	In process	Pending	Pending	
	9. Swaziland	3-4 March 2010	In process	Pending	Pending	
	10. Seychelles	16 <sup>th</sup> Sept 2011	In progress	Pending	Pending	
<b>ECOWAS</b>	11. Burkina Faso	22 July 2010	In progress	Pending	Pending	
	12. Gambia	27-28 October 2009	Yes	Yes (19-25 Sep 10)	Yes (4-5 Nov 10)	
	13. Ghana	27-28 October 2009	Yes	Yes (4-9 June 10)	Yes (14-17 June 10)	
	14. Benin	15-16 October 2009	Yes	Yes (19-25 Sep 10)	Yes (6-7 June 11)	
	15. Cape Verde	10-11 December 2009	Yes	Yes (19-25 Sep 10)	16-17 Nov 2010	
	16. Guinea	6-7 April 2010	Yes	Yes (19-25 Sep 10)	Pending	
	17. Liberia	5-6 October 2009	Yes	Yes (4-9 June 10)	Yes (14-17 June 10)	Received GAFSIP
	18. Mali	12-13 October 2009	Yes	Yes (19-25 Sep 10)	Yes (4-5 Nov 10)	
	19. Niger	29-30 Sept 2009	Yes	Yes (19-25 Sep 10)	Yes (14-15 Dec 2010)	Received GAFSIP
	20. Nigeria	12-13 October 2009	Yes	Yes (4-9 June 10)	Yes (14-17 June 10)	
	21. Togo	29-30 July 2009	Yes	Yes (4-9 June 10)	Yes (14-17 June 10)	Received GAFSIP
	22. Sierra Leone	17-18 Sept 2009	Yes	Yes (4-9 June 10)	Yes (14-17 June 10)	Received GAFSIP
	23. Senegal	9-10 February 2010	Yes	Yes (4-9 June 10)	Yes (14-17 June 10)	
	24. Ivory Coast	26-27 July 2010	In process	pending	Pending	
	25. Guinea Bissau	17-18 Jan 2011	Yes	Yes (26 May – 3 June 11)	Pending	
	26. Tanzania	6-8 July 2010	Yes	Yes (20-31 May 11)	Pending (Nov 2011)	
<b>UM EC A CA SA S D C COALITION FOR AFRICAN RICE DEVELOPMENT</b>	27. CAR	15 April 2011	In process	pending	Pending	
	28. Mauritania	27-28 July 2011	In process	pending	Pending	

CARD

COALITION for AFRICAN  
RICE DEVELOPMENT

## Countries, which have launched CAADP implementation and working towards signing compact.

1. Zimbabwe
2. Mozambique (formal launch 24/11/10)
3. Congo-Brazzaville
4. Democratic Republic of Congo
5. Sudan\*
6. Lesotho (launch on 26 May 2011)
7. South Africa (20 Oct 2011)

## Expected to formally launch CAADP implementation (in 2011)

- |             |             |
|-------------|-------------|
| 1. Cameroon | 4. Botswana |
| 2. Algeria  | 5. Djibouti |
| 3. Namibia  | 6. Egypt    |
|             | 7. Tchad    |

## Newly engaging and yet to start countries

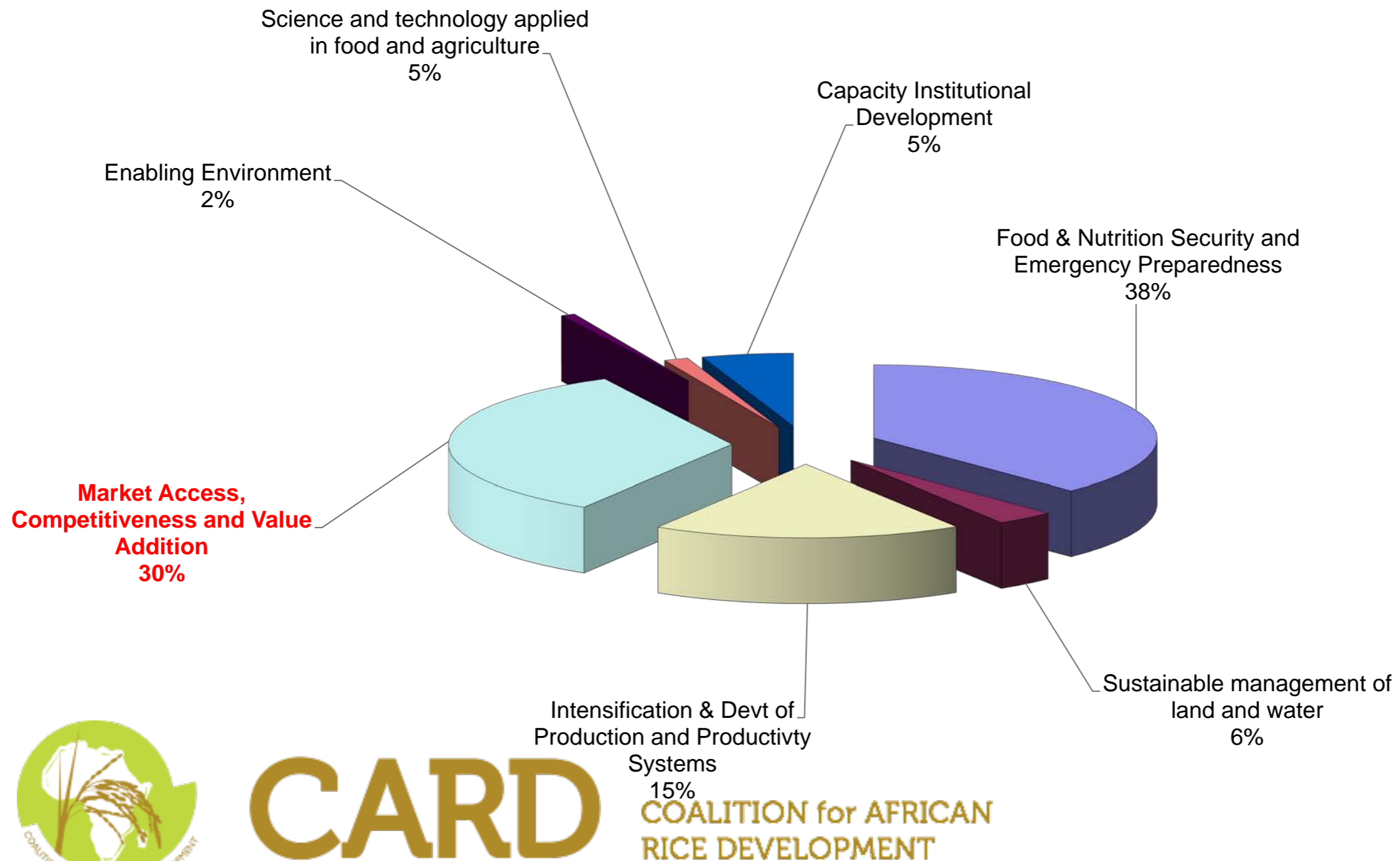
- |                       |               |
|-----------------------|---------------|
| Tunisia               | 5. Namibia    |
| Sao Tome and Principe | 6. Gabon      |
| Angola                | 7. Comoros    |
| Mauritius             | 8. Madagascar |



**CARD**

COALITION for AFRICAN  
RICE DEVELOPMENT

# Key Priorities



**CARD**  
COALITION for AFRICAN RICE DEVELOPMENT

Source: "Status, Experiences and Lessons with the National Agriculture & Food Security Investment Plans", presentation at CAADP PP 2011 held by Ousmane Djibo (NEPAD Agency - GIZ).

## Progress Dimension

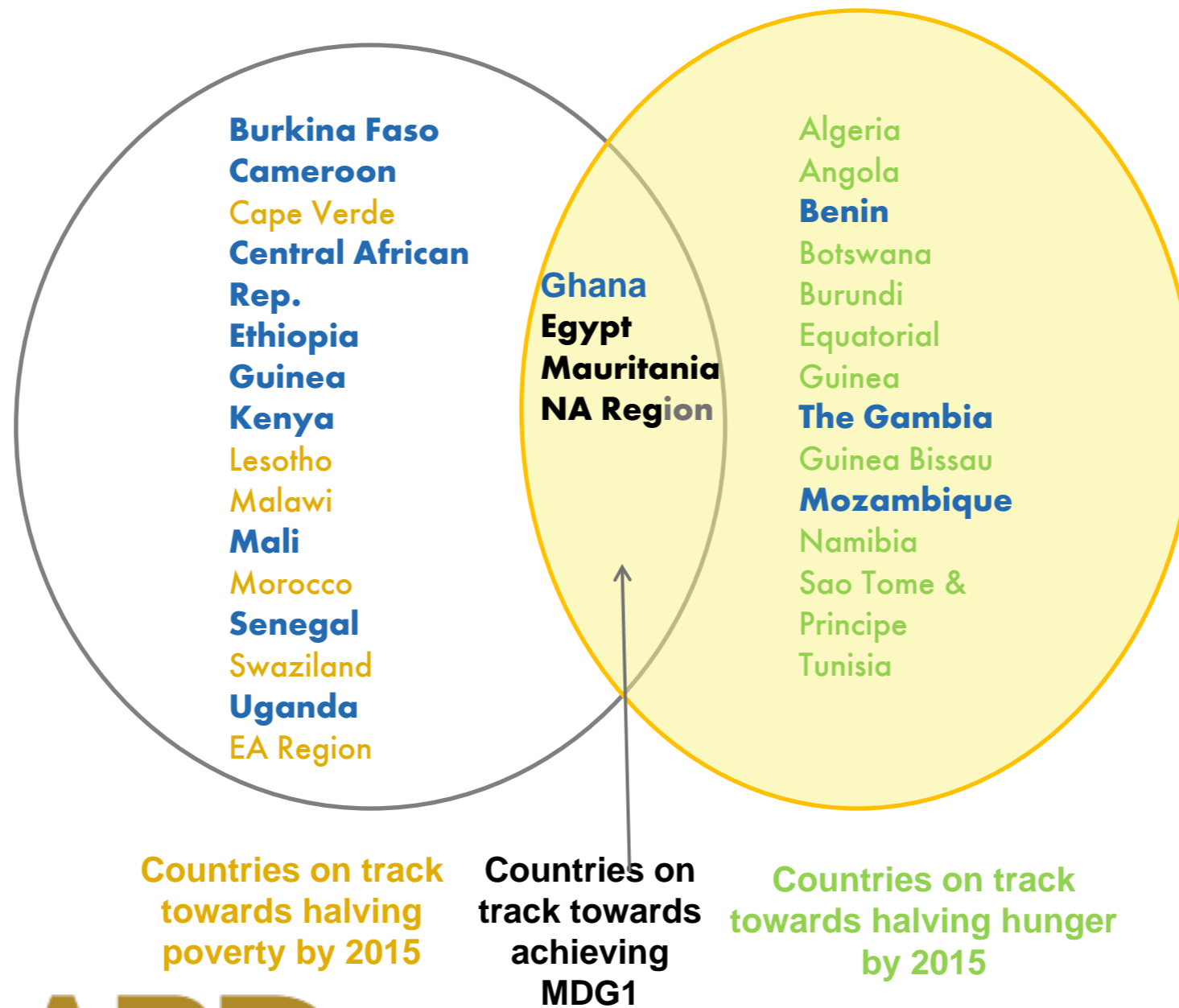
## Example

### Mobilisation of funding

- Increasing national resources allocated – the 10%
- G8 / GAFSP allocation to 6 African countries (Togo; Niger; Rwanda; Serra Leone; Ethiopia)
- Bilateral financing (e.g. Uganda had 65% of budget at start)
- Multi-Donor Trust Fund to support CAADP process
- Other forms of technical assistance to the CAADP process (e.g. GTZ and FAO)

# Meeting the MDG 1

- There are 2 components to MDG1: hunger and poverty
- Great progress has been made in many countries that are meeting one or the other,



**NRDS**  
Countries not included in the above

**G1**  
Madagascar  
Sierra Leone  
Tanzania

**G2**  
Cote D'Ivoire  
DRC  
Liberia  
Rwanda  
Togo  
Zambia

NRDS Countries



**CARD**

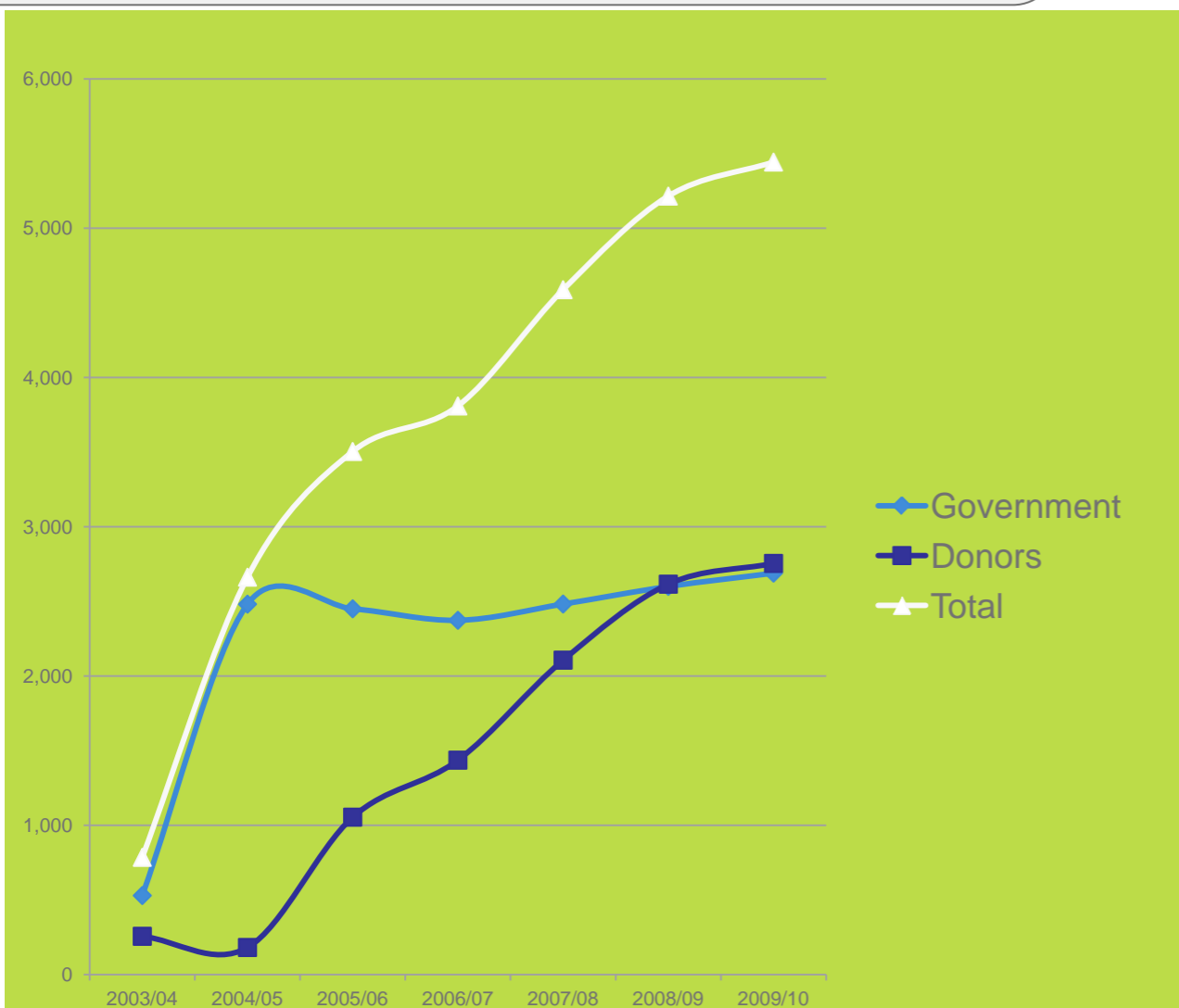
COALITION for AFRICAN RICE DEVELOPMENT

ReSAKSS  
Africa Wide  
Regional Strategic Analysis and Knowledge Support System

FACILITATED BY IFPRI | A PROGRAM IN SUPPORT OF CAADP IMPLEMENTATION

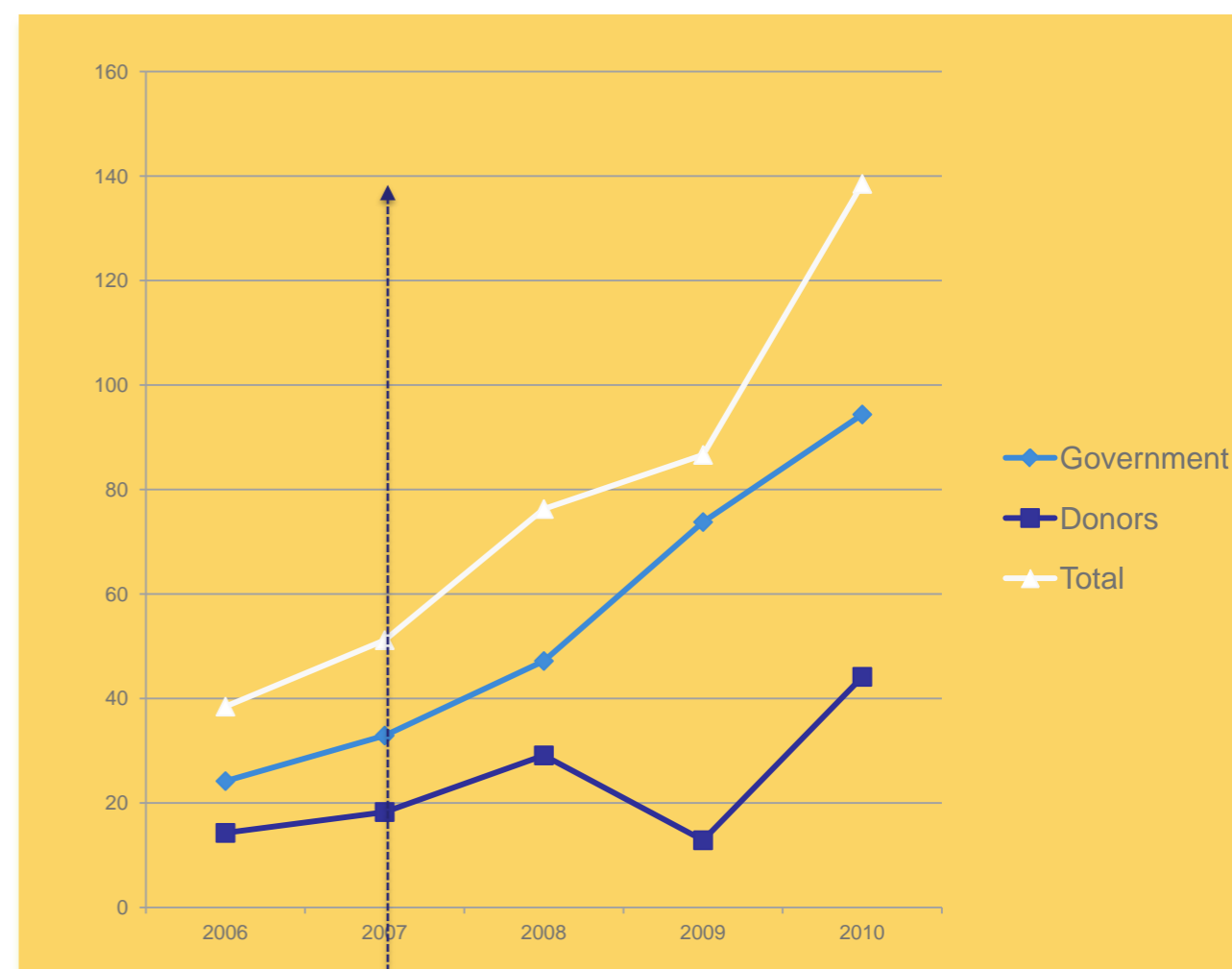
# Increment in investment ....

Government and donor financing of investments in agriculture in Ethiopia, 2003-2010 ( million Birr)



Source: Ministry of finance and economic dev't, Ethiopia

Government and donor allocations to agriculture in Rwanda, 2006-2010 (million Rwandan Francs)



Source: ministry of finance and economic planning, Rwanda

# Advocacy: flow of info and messages

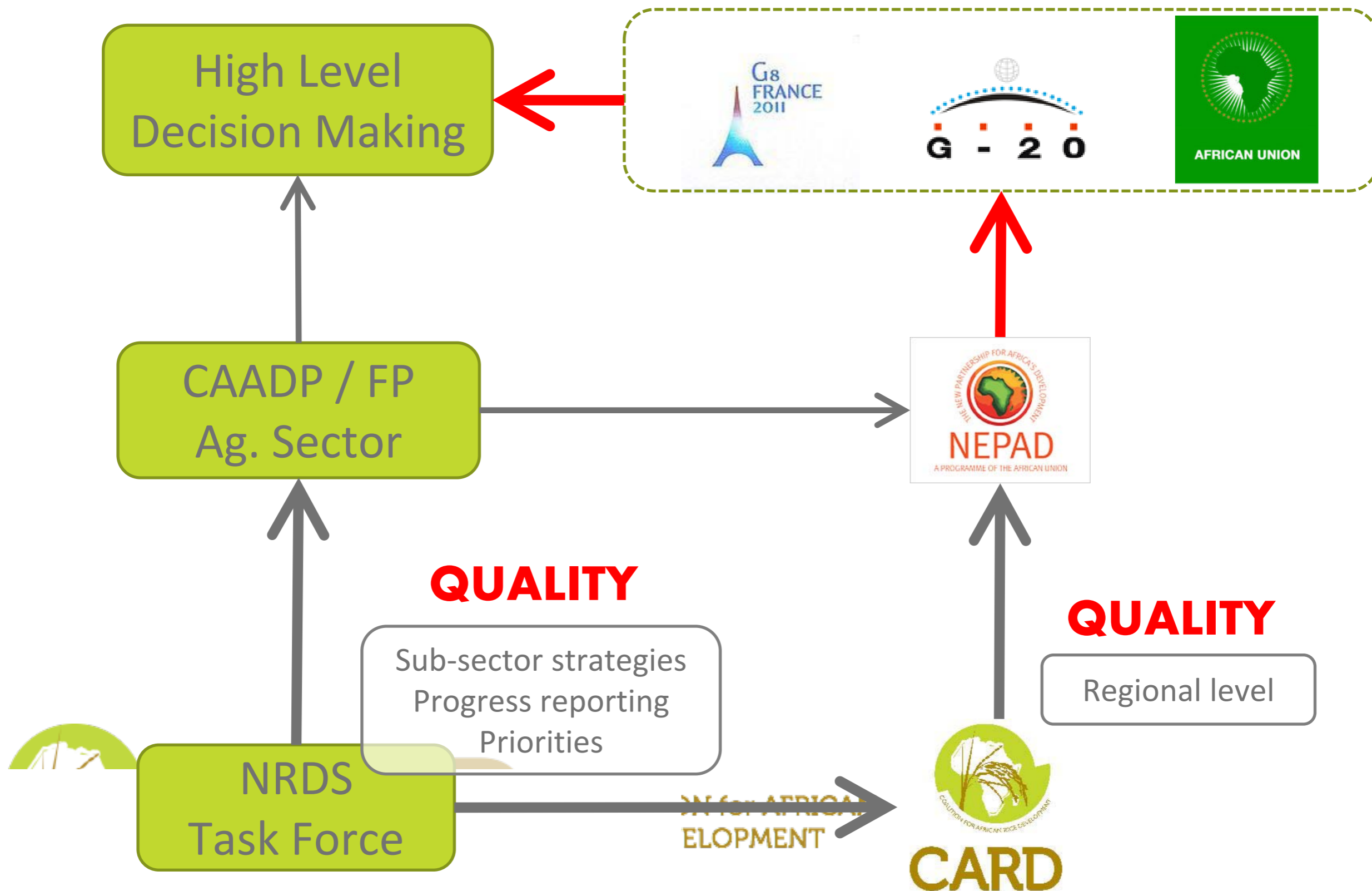


Table 1		CAADP Implementation Status in CARD Countries						
	G1 Countries	NRDS	Compact	NAIP	Tec Rev	Busuniess Mt	Financing	Implementat ion Readiness
1	Cameroun	✓	✘	✘	✘	✘	✘	✘
2	Ghana	✓	✓	✓	✓	✓	✓	✓
3	Guinea	✓	✓	✓	✓	✓	✓	✓
4	Kenya	✓	✓	✓	✓	✓	✓	✓
5	Madagascar	✓	✘	✘	✘	✘	✘	✘
6	Mali	✓	✓	✓	✓	✘	✘	✘
7	Mozambique	✓	✘	✘	✘	✘	✘	✘
8	Nigeria	✓	✓	✓	✓	✓	✓	✓
9	Senegal	✓	✓	✓	✓	✓	✓	✓
10	Sierra Leone	✓	✓	✓	✓	✓	<b>GAFSP</b>	✓
11	Tanzania	✓	✓	✓	✓	✘	✘	✘
12	Uganda	✓	✓	✓	✓	✓	✓	✓
<b>Total</b>		<b>12</b>	<b>9</b>	<b>9</b>	<b>9</b>	<b>7</b>	<b>7</b>	<b>7</b>

✓	Milestone Achieved
✘	Milestone not yet achieved



**CARD**

COALITION for AFRICAN RICE DEVELOPMENT



Table 2		CAADP Implementation Status in CARD Countries						
	G2 Countries	NRDS	Compact	IP	Tec Rev	Busuniess Mt	Financing	Redines s
1	Benin	✓	✓	✓	✓	✓	✓	✓
2	Burkina Faso	✘	✓	✓	✘	✘	✘	✘
3	Cote D'Ivoire	✘	✓	✓	✘	✘	✘	✘
4	CAR	✘	✘	✘	✘	✘	✘	✘
5	DR Congo	✘	✓	✘	✘	✘	✘	✘
6	Ethiopia	✓	✓	✓	✓	✓	GAFSP	✓
7	The Gambia	✘	✓	✓	✓	✓	✓	✓
8	Liberia	✘	✓	✓	✓	✓	GAFSP	✓
9	Rwanda	✓	✓	✓	✓	✓	GAFSP	✓
10	Togo	✓	✓	✓	✓	✓	GAFSP	✓
11	Zambia	✓	✓	✓	✓	✘	✘	✘
		5	10	9	7	6	6	6

✓	Milestone Achieved
✘	Milestone not yet achieved



**CARD**

COALITION for AFRICAN RICE DEVELOPMENT

<b>Table 3</b>	<b>CAADP Implementation Status in CARD Countries</b>						
<b>Summary</b>	NRDS	Compact	NAIPs	Tec Rev	Business Meeting	Financing	Implementation Readiness
NRDS	17	14	14	14	11	11	11
Compact	14	19	18	16	13	13	13
NAIPs	14	14	18	16	13	13	13



**CARD**

COALITION for AFRICAN  
RICE DEVELOPMENT

# Areas of investment in selected NAIPs in relation to NRDS

Country	IP	Fields of investment linked to NRDS
Tanzania	Tanzania Agriculture and Food Security Investment Plan (TAFSIP) 2011-12 to 2020-21	<ul style="list-style-type: none"> <li>✓ Growth in the agricultural sector tends to be skewed towards larger-scale production of rice, maize and wheat;</li> <li>✓ Tanzania's economic growth over the last decade is concentrated in larger-scale production of rice and wheat, and export crops.</li>   <li>✓ Production and Productivity of Rice</li> <li>✓ improved access to improved rice varieties</li> <li>✓ Develop Irrigated and Rain fed Rice Infrastructure</li> <li>✓ Improve the nutritional requirements for rice in terms of vitamins, minerals and other micro nutrients.</li> <li>✓ Area under rice irrigation to increase from 640 ha to 1,550 ha,.</li>   <li>✓ Targeting smallholders to engage in commercial enterprise through incentives, training etc.</li>   <li>✓ Aligning central budget allocation to sector policy in order to reach stated outcomes.</li>   <li>✓ Need to stimulate private sector investments to achieve target growth rate</li>   <li>✓ Coordination issues between NRDS and other ongoing projects Bread Basked initiative (AGRA/Private Sector) is estimated at USD 173 million. 2010-2015</li>   <li>National Rice Development Strategy (NARDS) Pg 73</li> </ul>



RICE DEVELOPMENT

Country	IP	Fields of investment linked to NRDS
Ghana	Medium-Term Agriculture Sector Investment Plan METASIP 2011-2015	<ul style="list-style-type: none"> <li>✓ Rice is 3rd most important cereal consumed after maize and Millet</li> <li>✓ In 2008 total production estimated consumption was 561,400mt but produced 107,900mt with deficits of 453 500 mt.</li> <li>✓ Rice imports have consistently been the highest since 2001</li> <li>✓ There is a growing excess demand for rice</li> <li>✓ Per capita consumption has increased from about 12kg in 1980 to 24kg in 2009.</li> <li>✓ Between 2006 and 2008, Ghana imported an average of 409,000 Mt of rice worth US\$168 million</li> <li>✓ There are also 13 ongoing rice development projects in the country funded by various donors.</li> <li>✓ Despite the efforts made in the production of rice, cost of production is high and it cannot compete with cheaper imported rice.</li> <li>✓ Gaps between achievable yields (under best farmer practices) and actual yields range from about 42% for rice.</li> <li>✓ Intend to reduce post harvest losses from the current 6.9% to 4% by 2015 resulting in 35% total reduction in post harvest losses from .</li> <li>✓ Improve technologies adopted by smallholder farmers and yields by 50%.</li> <li>✓ Develop other high quality staples through breeding rice etc.</li> <li>✓ Reduce post harvest losses by 35% along the value chain by 2015 (based on baseline in MOFA 2007 post-harvest study).</li> </ul>

## 2012 NPCA CARD Support

1. In the context of NEPAD Agribusiness and Trade Promotion Strategy and NEPAD Flagship programmes
2. Coordination and alignment issues, eg with RECs strategies
3. Seek alignment of NRDS with NAIPs
4. Value Chain Promotion and capacity building for NRDS countries in collaboration with CMA/WCA, GIZ
5. Post harvest infrastructure, quality and marketing issues
6. National and regional policy dialogues and reforms-e.g. mechanization, seeds, fertilizer, markets.
7. Private sector finance negotiations
8. Partnerships- South South cooperation
9. African Rice Investment Roundtable ???????

# Thank you

Komla Bissi

[www.nepad.org](http://www.nepad.org)  
[Komlab@nepad.org](mailto:Komlab@nepad.org)  
+27112563643



**CARD**

COALITION for AFRICAN  
RICE DEVELOPMENT