

Overviews of the Progress of the Second Group countries (G2)

08 November 2011, Kampala, UGANDA
Kaz Fujiwara, Technical Coordinator, CARD Secretariat



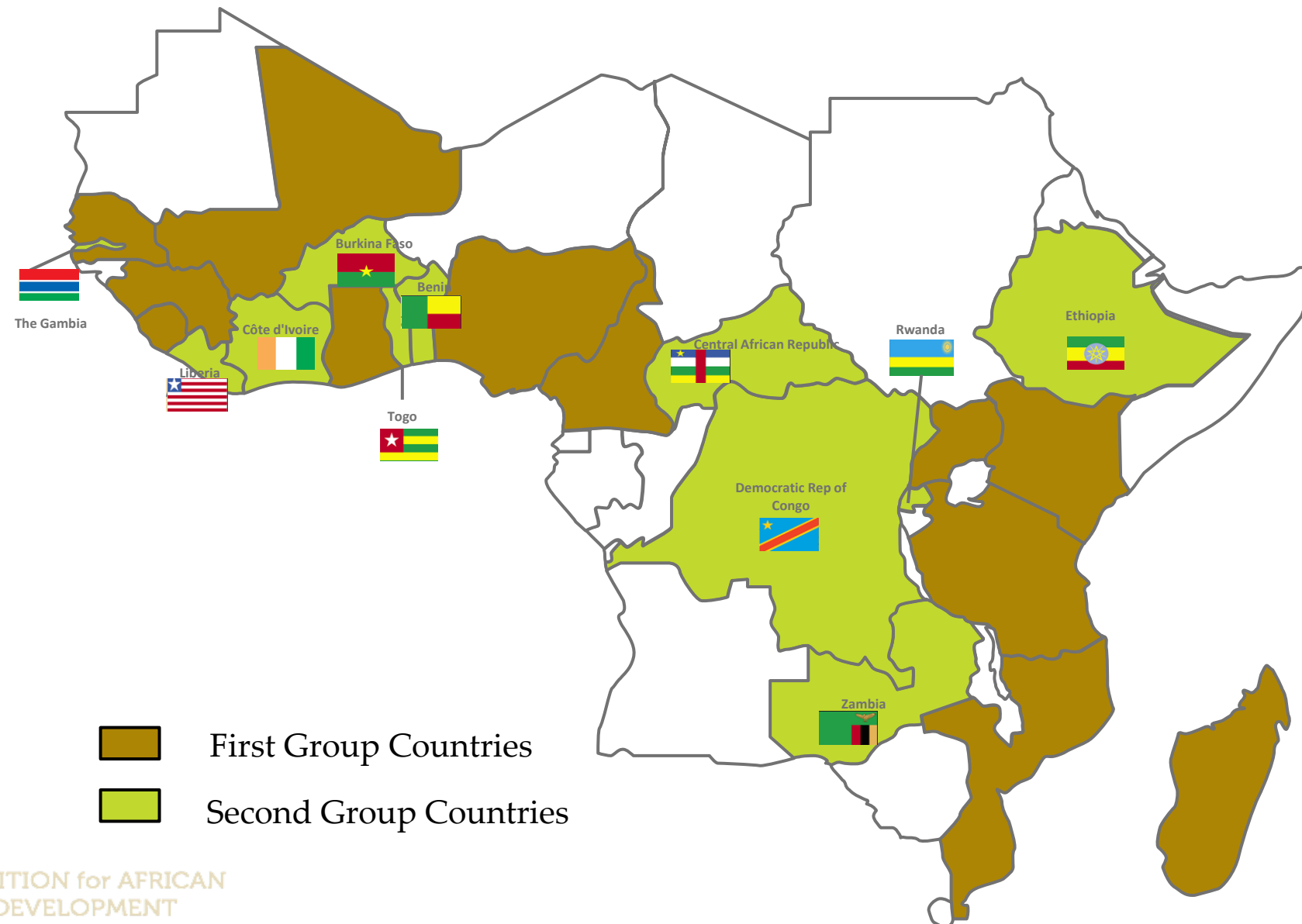
CARD

COALITION for AFRICAN
RICE DEVELOPMENT

Background: 11 Second Group (G2) countries

- Rice Crop: Staple or Diversification, new or old history
- Growing Production & Consumption
- NRDS: Progress vary from a country to another
- Rice-related Interventions: High or Low presence of DPs












African Rice Producing Partners














■ First Group Countries
■ Second Group Countries



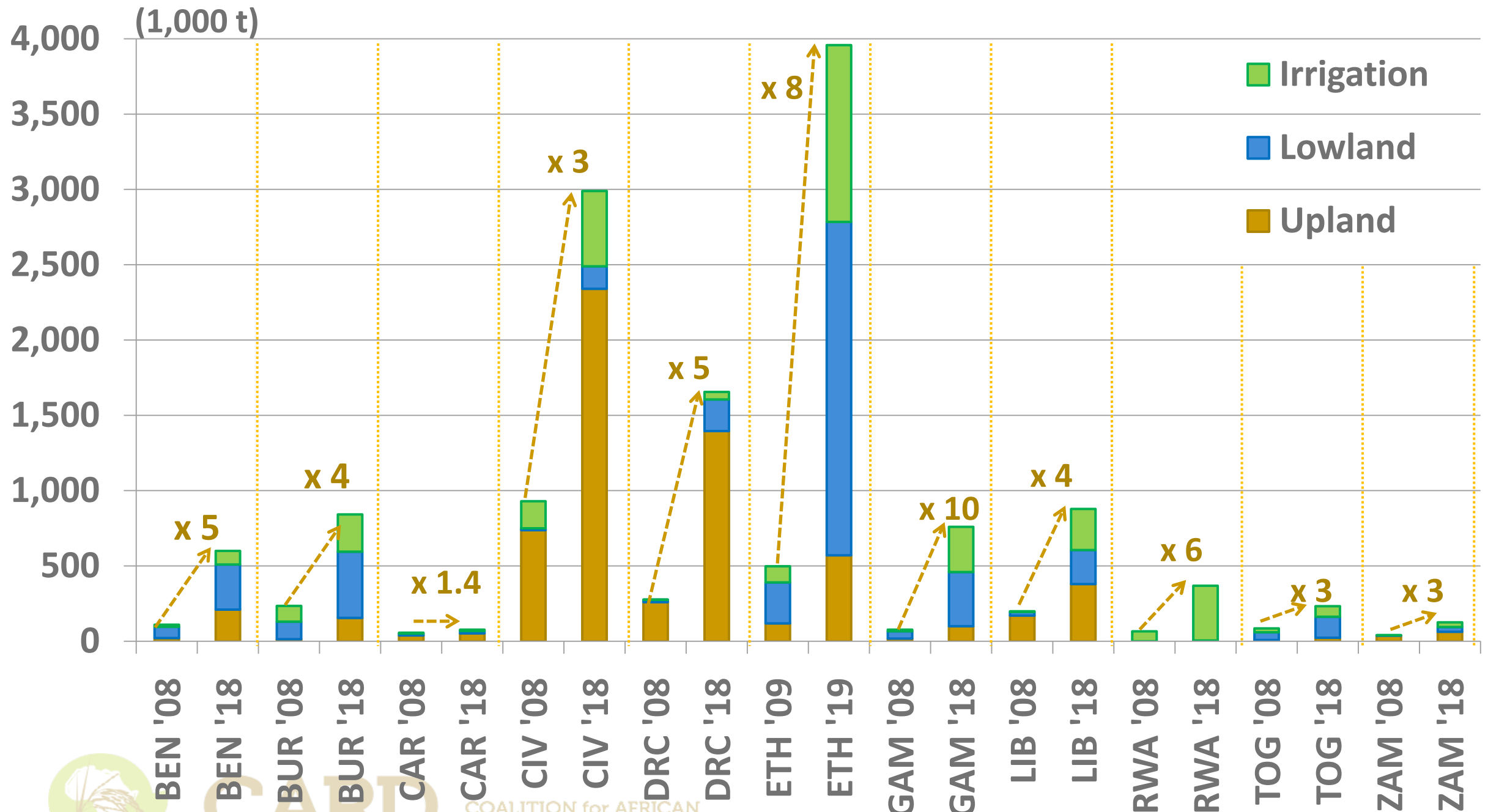
Production

(000 t)		2008	2009	2010	Growth ('10/'08)	Source
Côte d'Ivoire		684	680	-	-	FAO
DRC		317	320	-	-	FAO
Liberia		295	293	-	-	FAO
Burkina Faso		195	214	233	119%	PPT
Benin		109	151	116	106%	PPT
Rwanda		66	81	71	108%	PPT
Gambia		34	63	80	235%	PPT
Togo		86	121	110	128%	PPT
Zambia		24	42	-	-	FAO
CAR		57	60	63	111%	PPT
Ethiopia		286	498	887	310%	PPT
Total (11)		2,153	2,523	-	-	
Total (7)		833	1,188	1,560	187%	

Demand Side

	Staple Food?	Consmptn p.c. – '08	SSR (%) – '08	Targets 1 – '18	GDP	Import
Benin 	Diversification	30.0kg	60%	SS + EX		
Burkina Faso 	Diversification	25.0kg	47%	Self-Suffcmt	0.31%	
Côte D'Ivoire 	Staple Food	63.0kg	44%	SS + EX		
CAR 	Diversification	6.3kg	72%			
DR Congo 	Diversification	7.0kg	40%	SS + EX		
Ethiopia 	Diversification	3.0kg	88%	SS + EX		
The Gambia 	Staple Food	117.0kg	17%	Self-Suffcmt		\$50m
Liberia 	Staple Food	133.0kg	40%	SS + EX		
Rwanda 	Cash Crop	6.2kg	71%	Self-Suffcmt		
Togo 	Diversification	15.0kg	50%	Self-Suff	3%	\$8.5m
Zambia 	Diversification	2.4kg	48%			

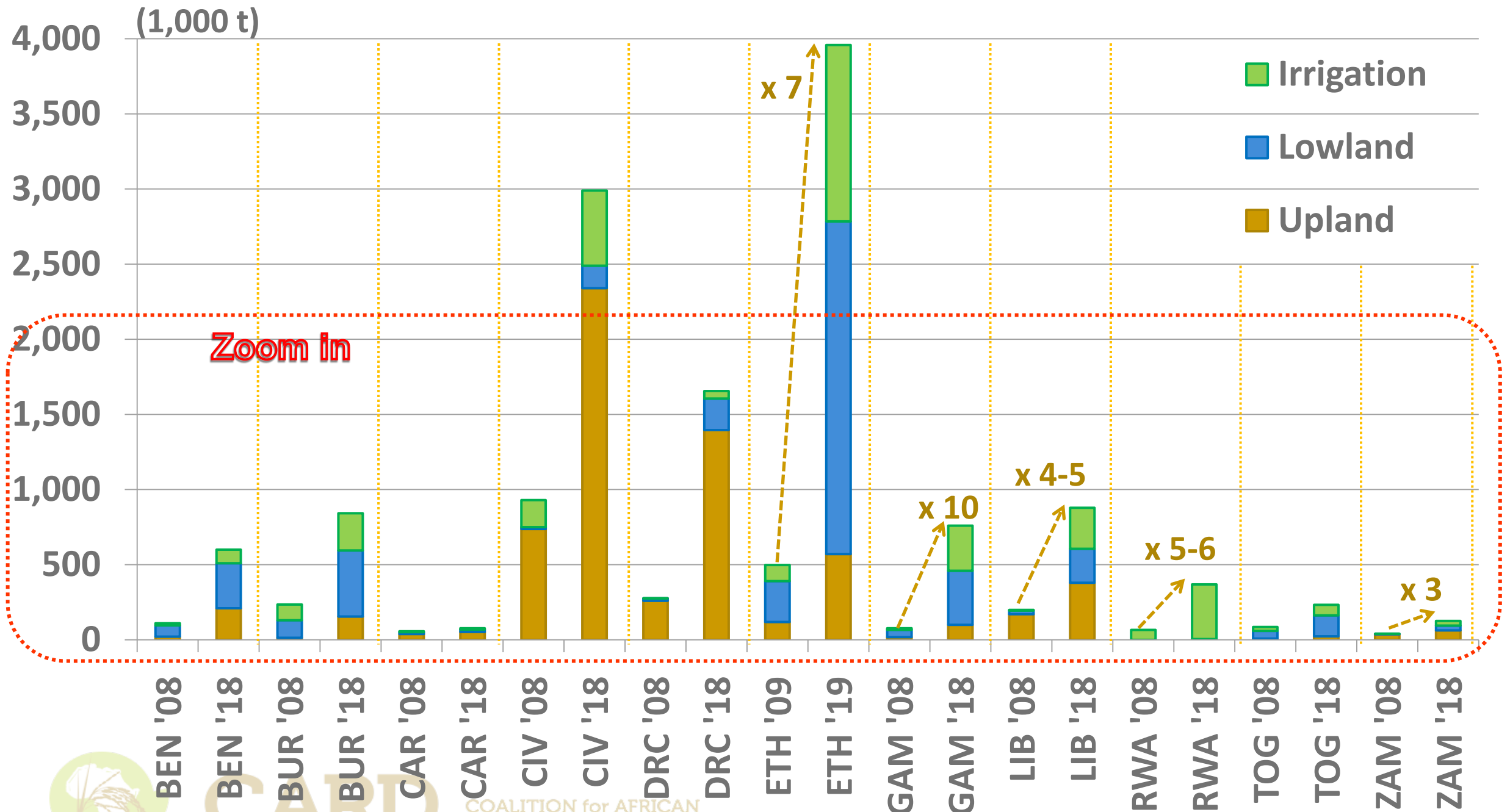
Baseline (2008) to Target (2018) in Production by Three Agro-Ecological Zones



CARD

COALITION for AFRICAN RICE DEVELOPMENT

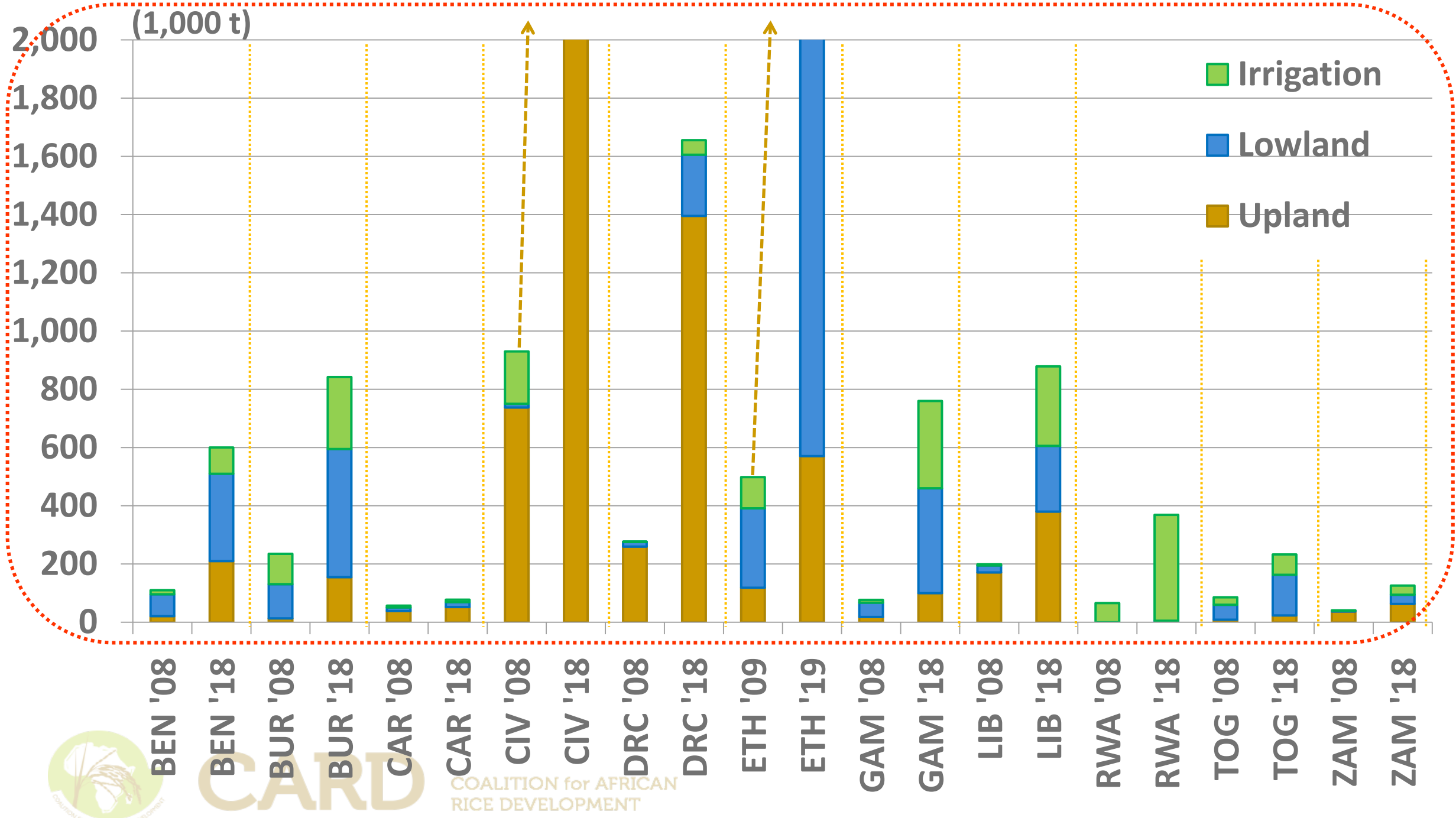
Baseline (2008) to Target (2018) in Production by Three Agro-Ecological Zones



CARD

COALITION for AFRICAN RICE DEVELOPMENT

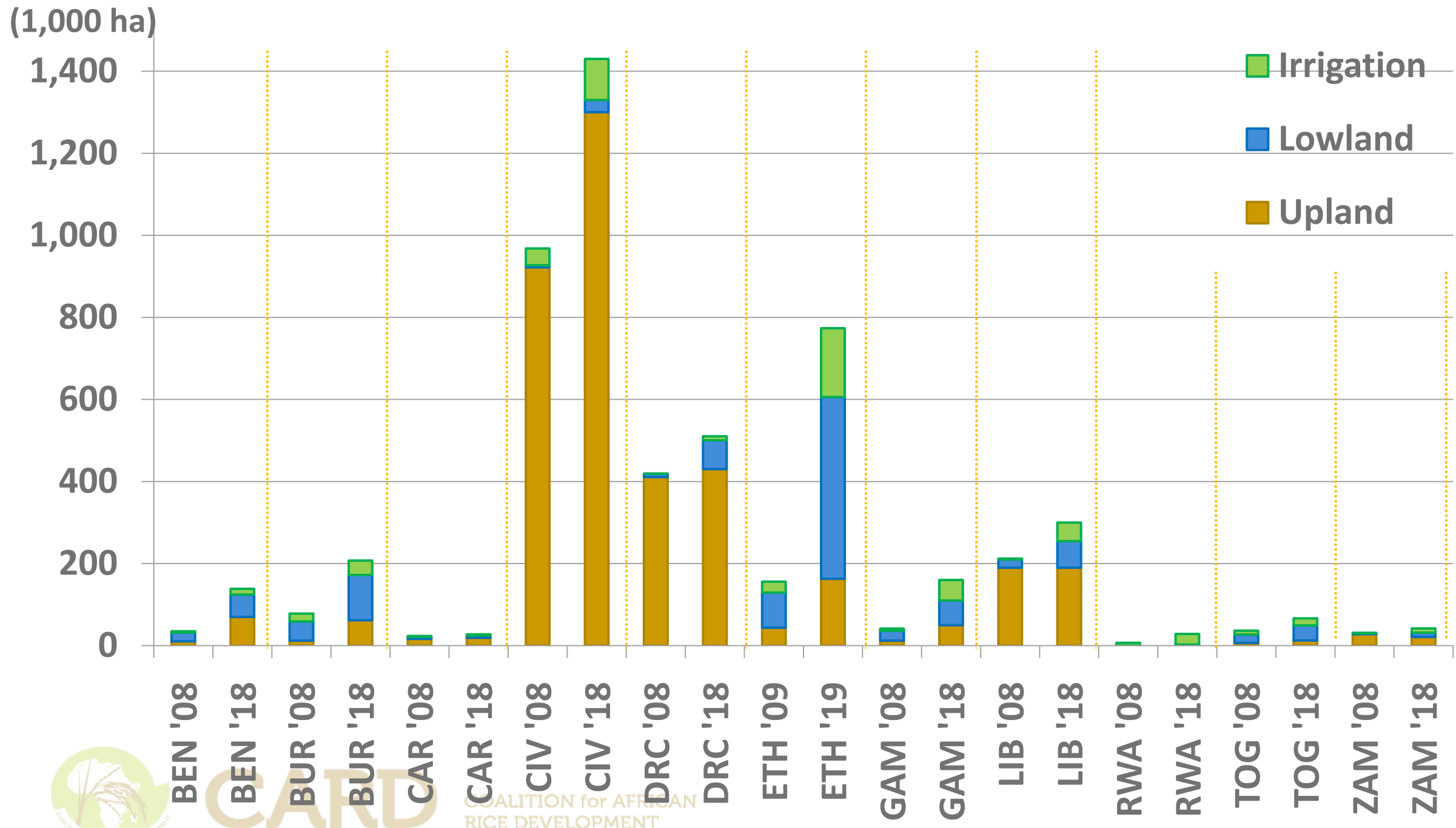
Baseline (2008) to Target (2018) in Production by Three Agro-Ecological Zones



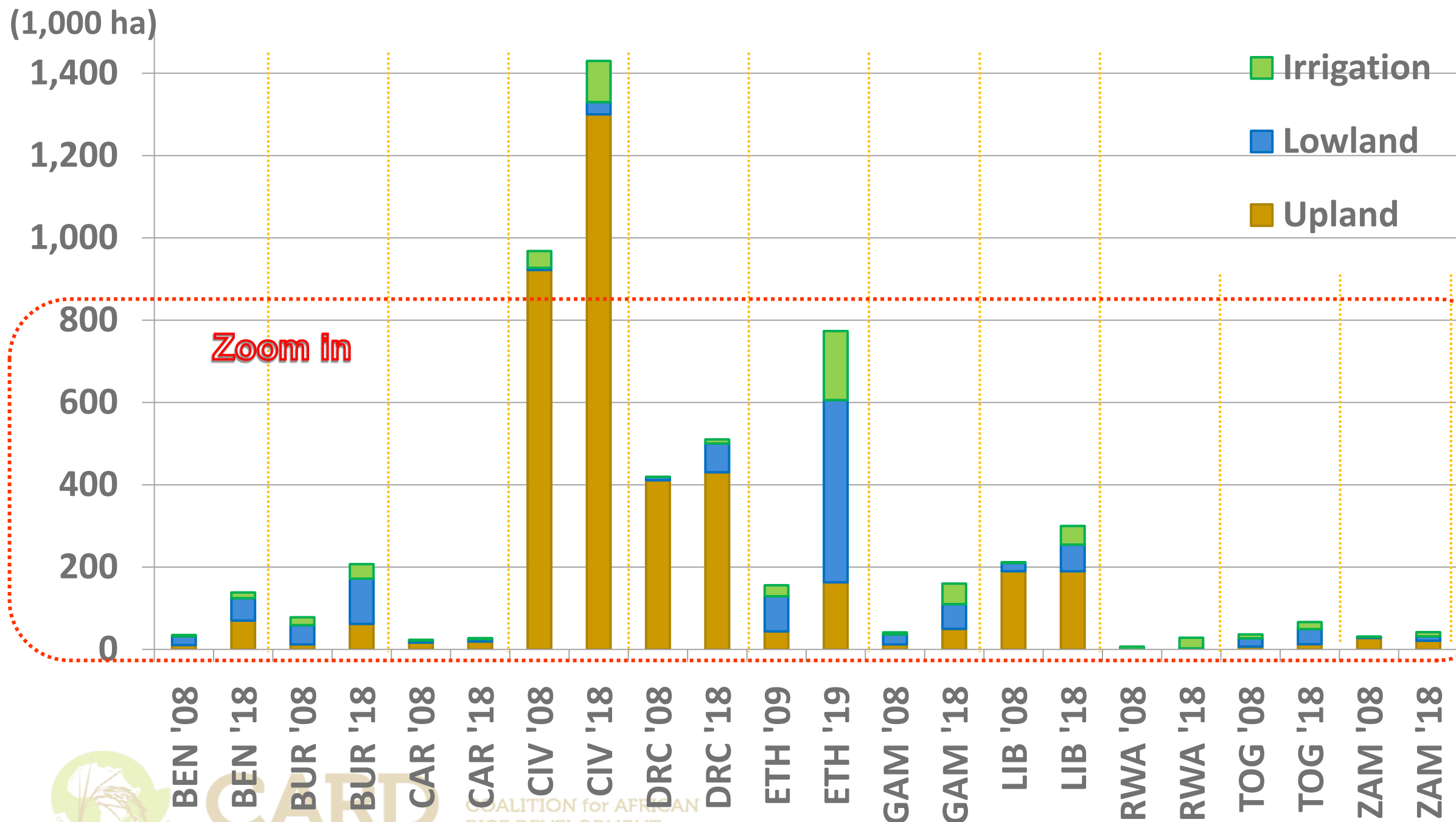
CARD

COALITION for AFRICAN RICE DEVELOPMENT

Baseline (2008) to Target (2018) in Area by Three Agro-Ecological Zones



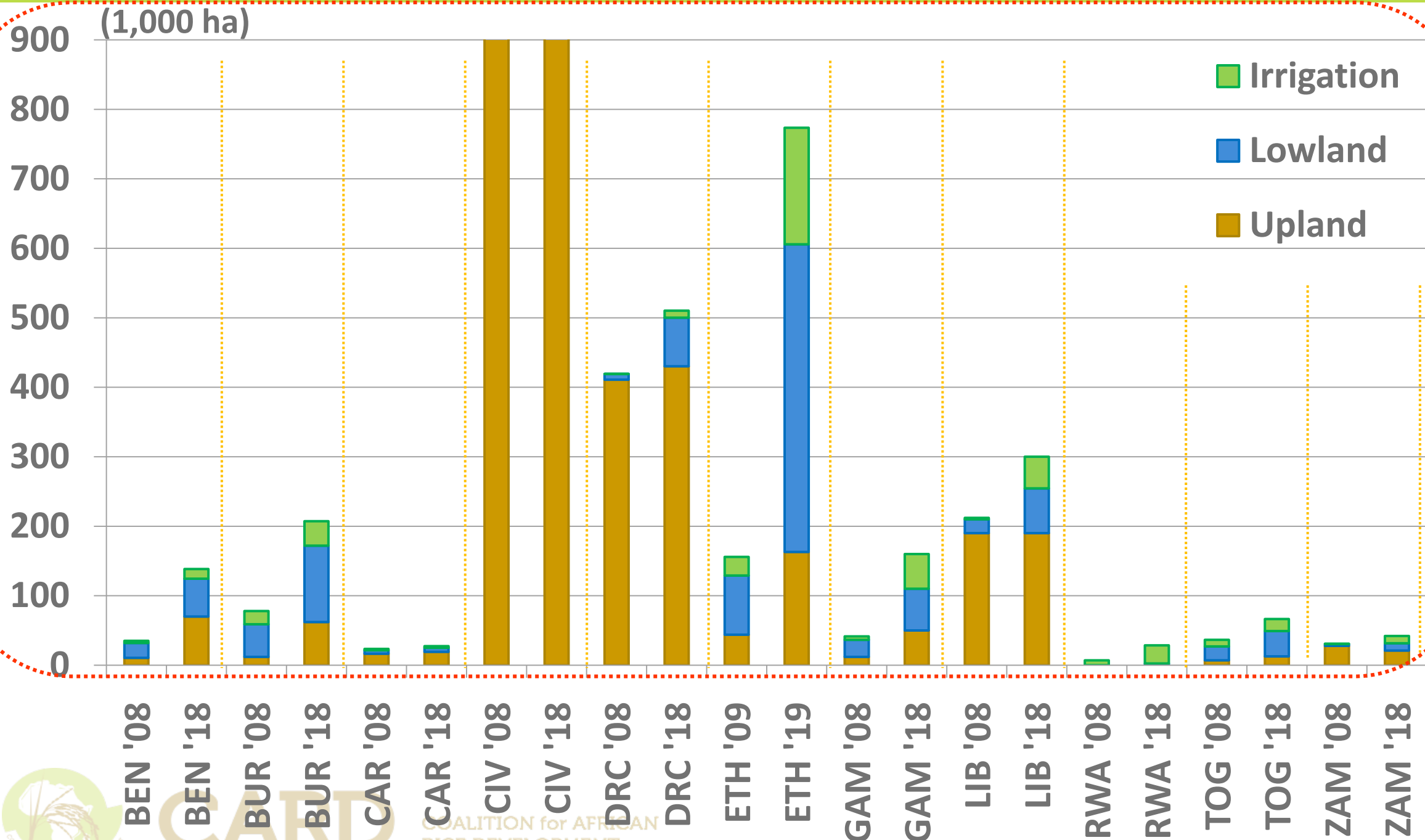
Baseline (2008) to Target (2018) in Area by Three Agro-Ecological Zones



CARD

COALITION for AFRICAN RICE DEVELOPMENT

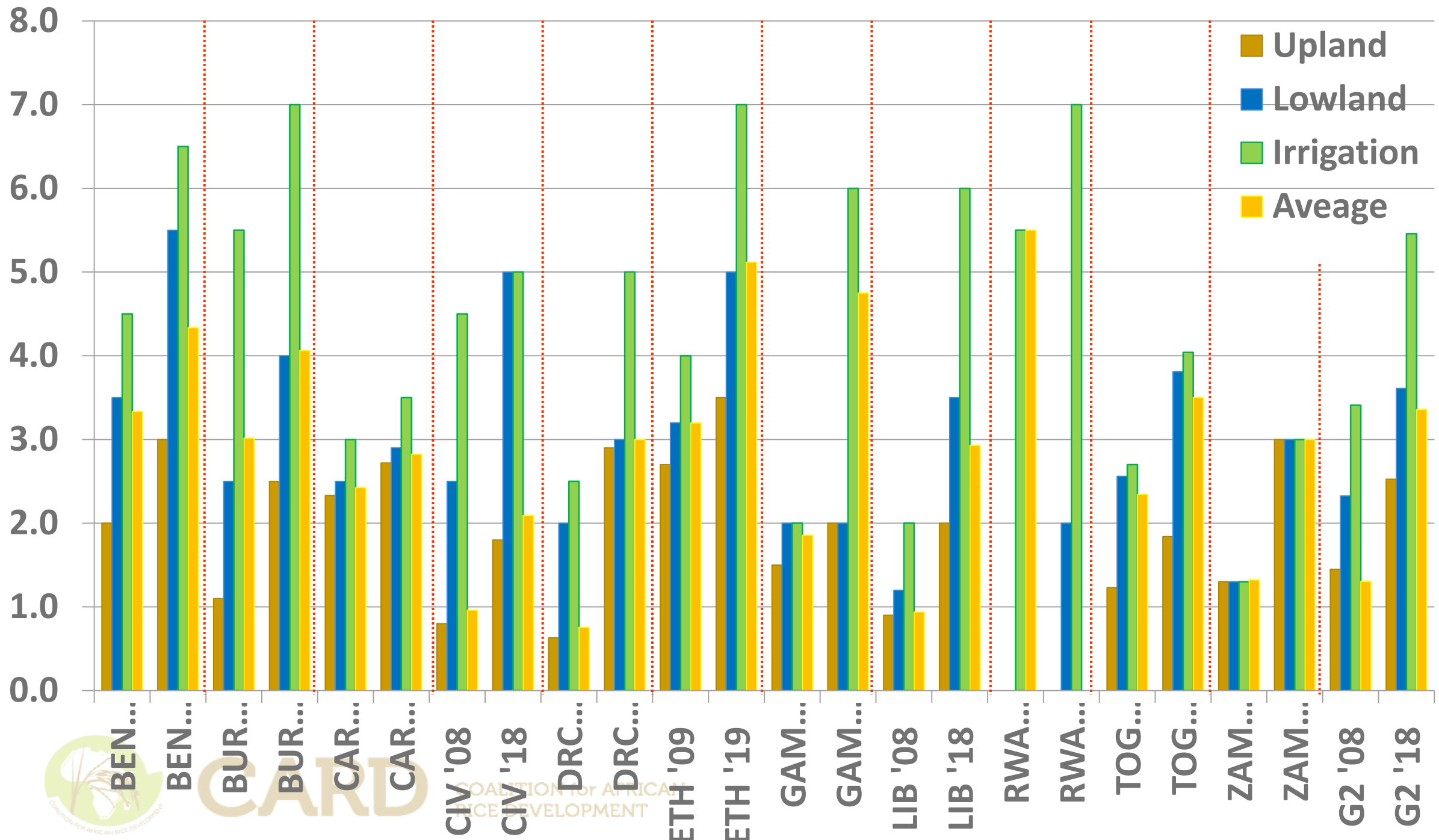
Baseline (2008) to Target (2018) in Area by Three Agro-Ecological Zones



CARD

COALITION for AFRICAN RICE DEVELOPMENT

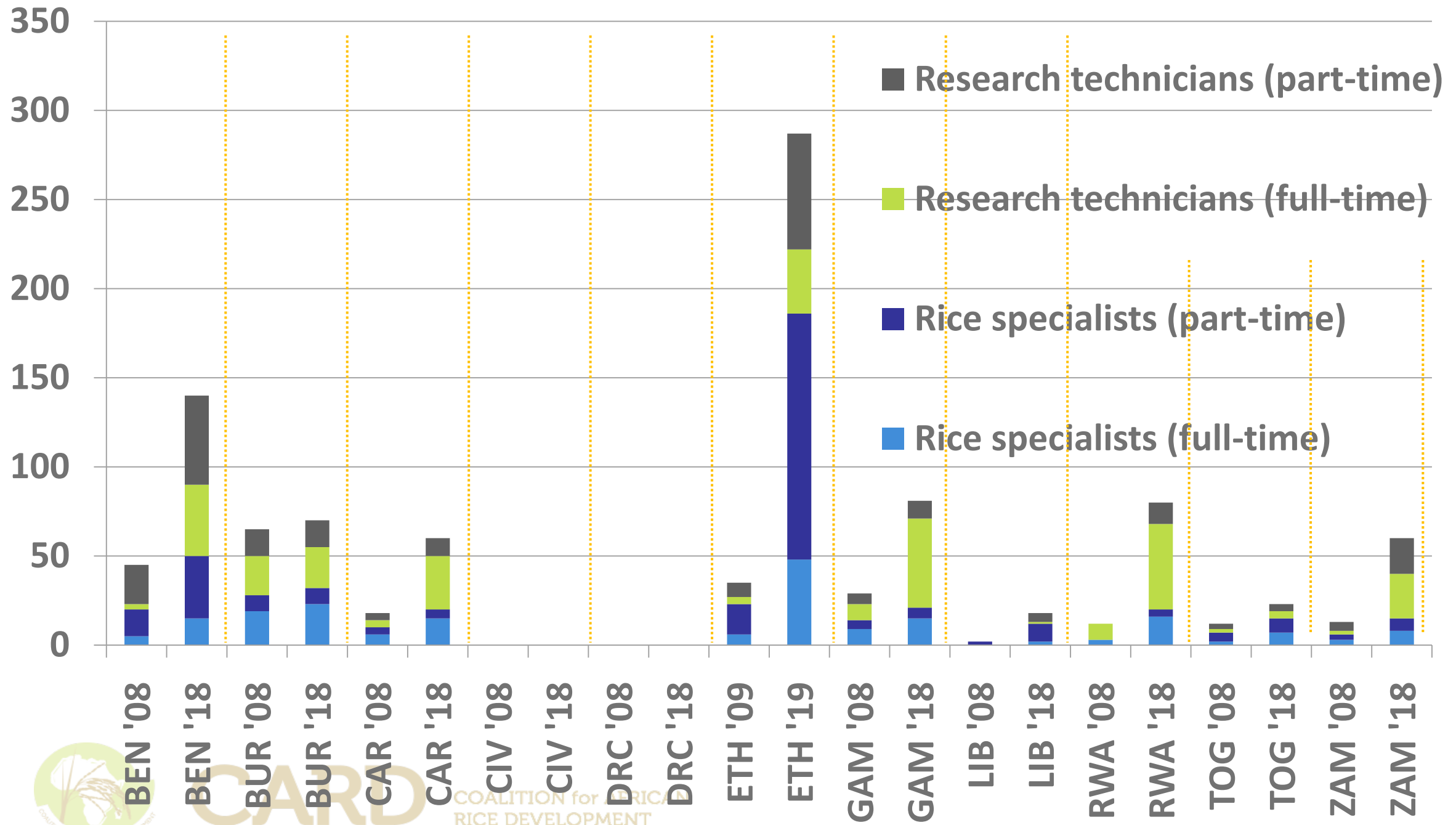
Baseline (2008) to Target (2018) in Yield by Three Agro-Ecological Zones



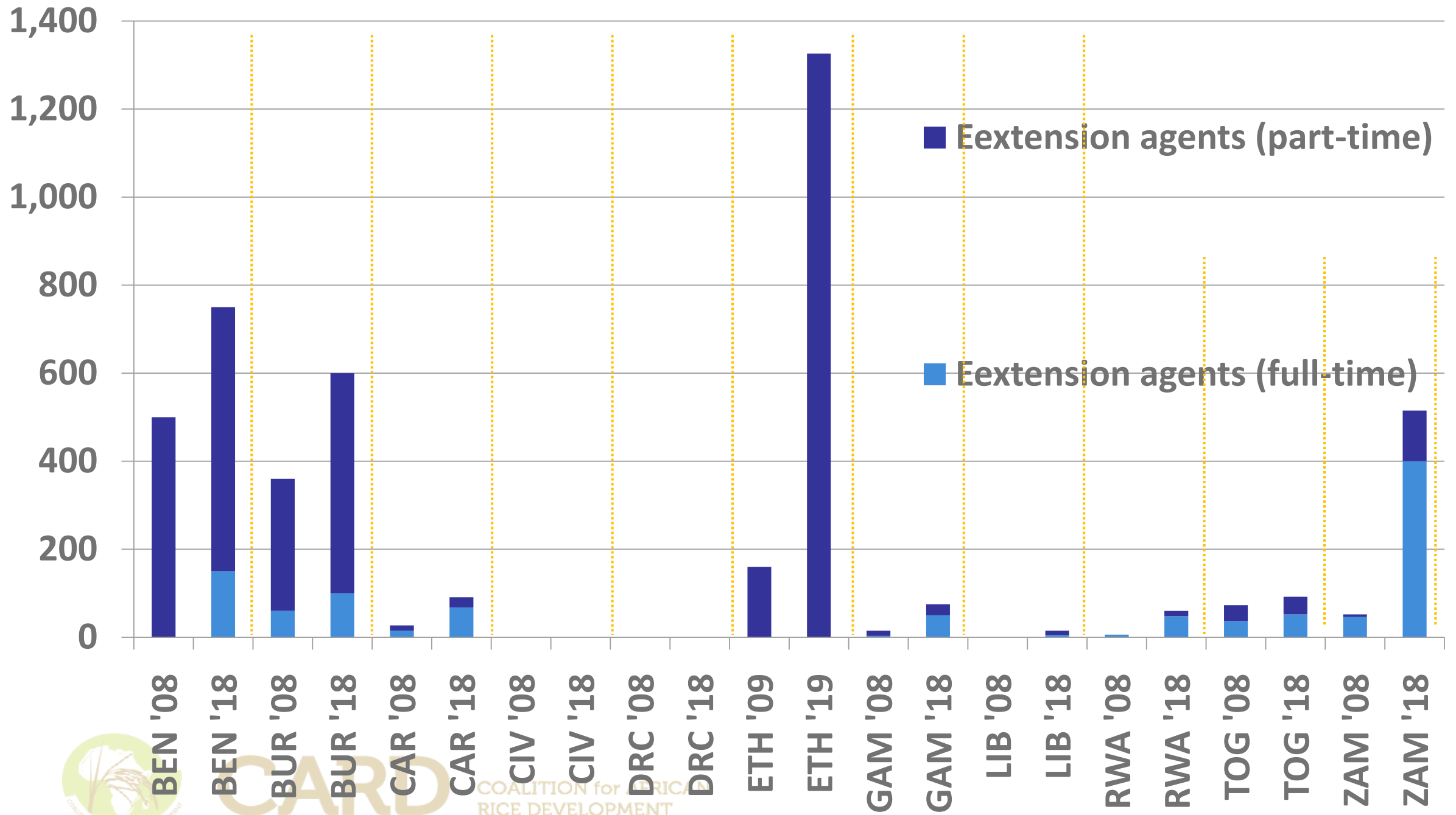
CARD

COALITION FOR AFRICAN RICE DEVELOPMENT












Baseline (2008) to Target (2018) in Researchers with PhD/ MSc & Research Technicians














Baseline (2008) to Target (2018) in Extension agents



























NRDS Progress

		GM3 May '10	WS Jul '10	NRDS Formulation	Prioritisation – WW1	Concept Notes – WW2	Next Round – G1 countries
Benin		→	→	→	→	t.b.c.	
Burkina Faso		→	→	→	t.b.c.		
Côte D'Ivoire		→	→	t.b.c.			
CAR		→	→	Jan. '11			
DR Congo			→	t.b.c.			
Ethiopia		→	→	→	→	→	t.b.c.
The Gambia		→	→	t.b.c.			
Liberia		→	→	Jan. '11			
Rwanda		→	→	→	→	→	t.b.c.
Togo		→	→	→	→	t.b.c.	
Zambia		→	→	→	Dec. '10		





































NRDS Taskforce & Governance

		No. In Total	Min. of Agriculture	Other Ministries	Research	Dev't Partners	Private Sector, NGOs
Benin		8	5		3		
Burkina Faso		24	11	3	2		7
Côte D'Ivoire		12	5	5			2
CAR		11	2	1	4		4
DR Congo		11	9				2
Ethiopia		9	4		2		3
The Gambia		13	9		3		1
Liberia		4	4				
Rwanda		5	2		2	1	
Togo		7	5	1	1		
Zambia		12	8		1		3

Gap Analysis & Prioritisation: G2 (4 countries)

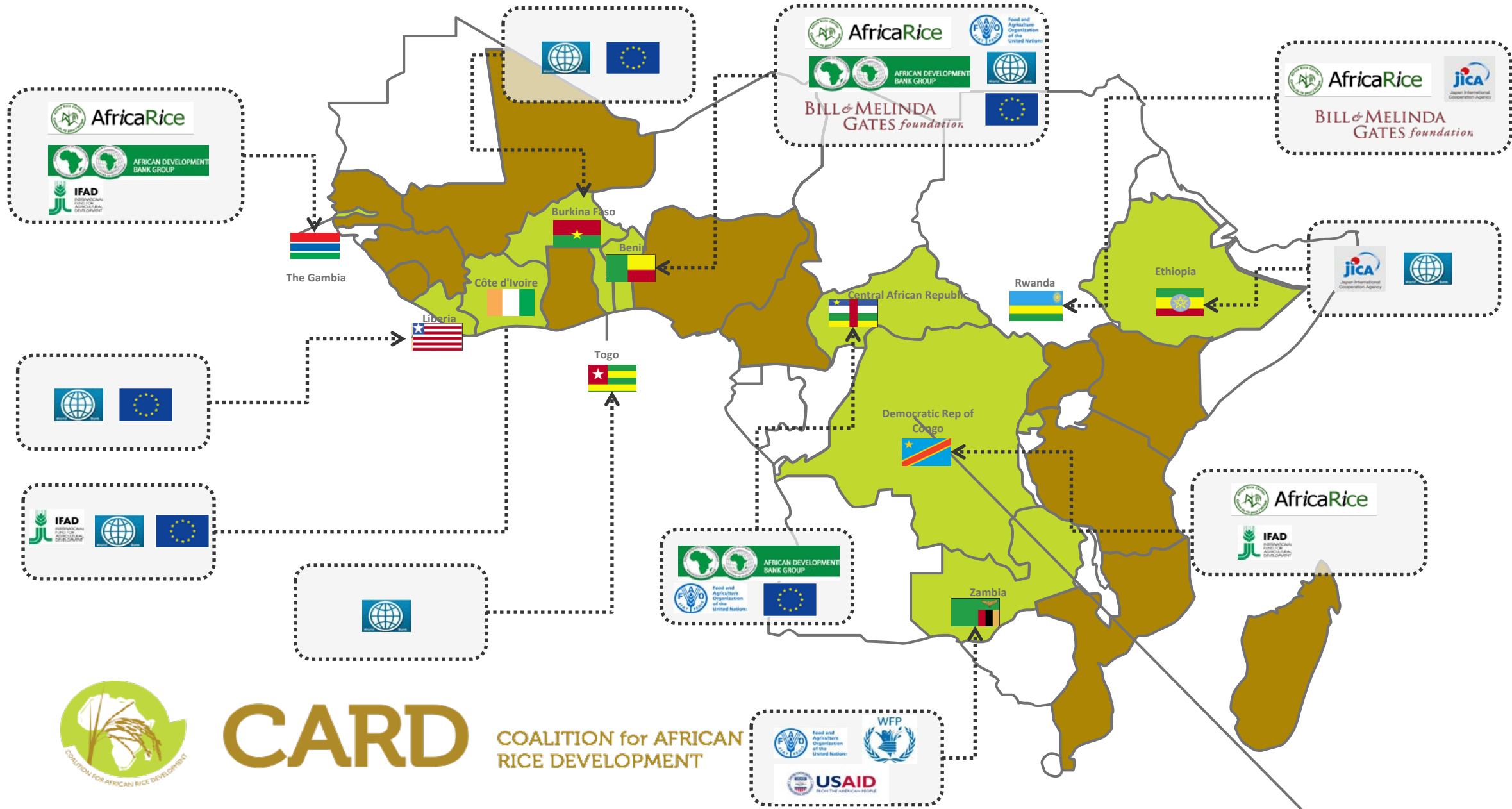
	Policy / Institutional	Infrastructure	Human resource capacity	Provision / support	Information / knowledge
Seed					
Fertilizer					
Irrigation / water management					
On-farm technology dissemination (R&E)					
Mechanization					
Quality improvement					
Access to market					
Access to credit					
Overall policy tools					

Gap Analysis & Prioritisation: G1 (12 countries)

	Policy / Institutional	Infrastructure	Human resource capacity	Provision / support	Information / knowledge
Seed					
Fertilizer					
Irrigation / water management					
On-farm technology dissemination (R&E)					
Mechanization					
Quality improvement					
Access to market					
Access to credit					
Overall policy tools					

Major Rice-related Interventions by Partners in G2

African Rice Producing Partners



CARD

COALITION for AFRICAN RICE DEVELOPMENT



Summaries

- Production and consumption of rice: Growing, Positive
- Potential areas to be cultivated: Huge
- Potential productivity improvement: Positive
- The position of Rice in the economy: Varied
- The progress of NRDS: Diverse
- Rice-related Interventions: more info to be collected & analysed
- G2 countries geared up for operationalisation/ implementation of NRDS after its finalisation and official launching



CARD

COALITION for AFRICAN
RICE DEVELOPMENT

THANK YOU



CARD

COALITION for AFRICAN
RICE DEVELOPMENT