

# Coalition of African Rice Development National Rice Development Strategies in the MRU countries

*24 February 2011, Freetown, Sierra Leone  
Hiroshi Hiraoka, Coordinator, CARD Secretariat*



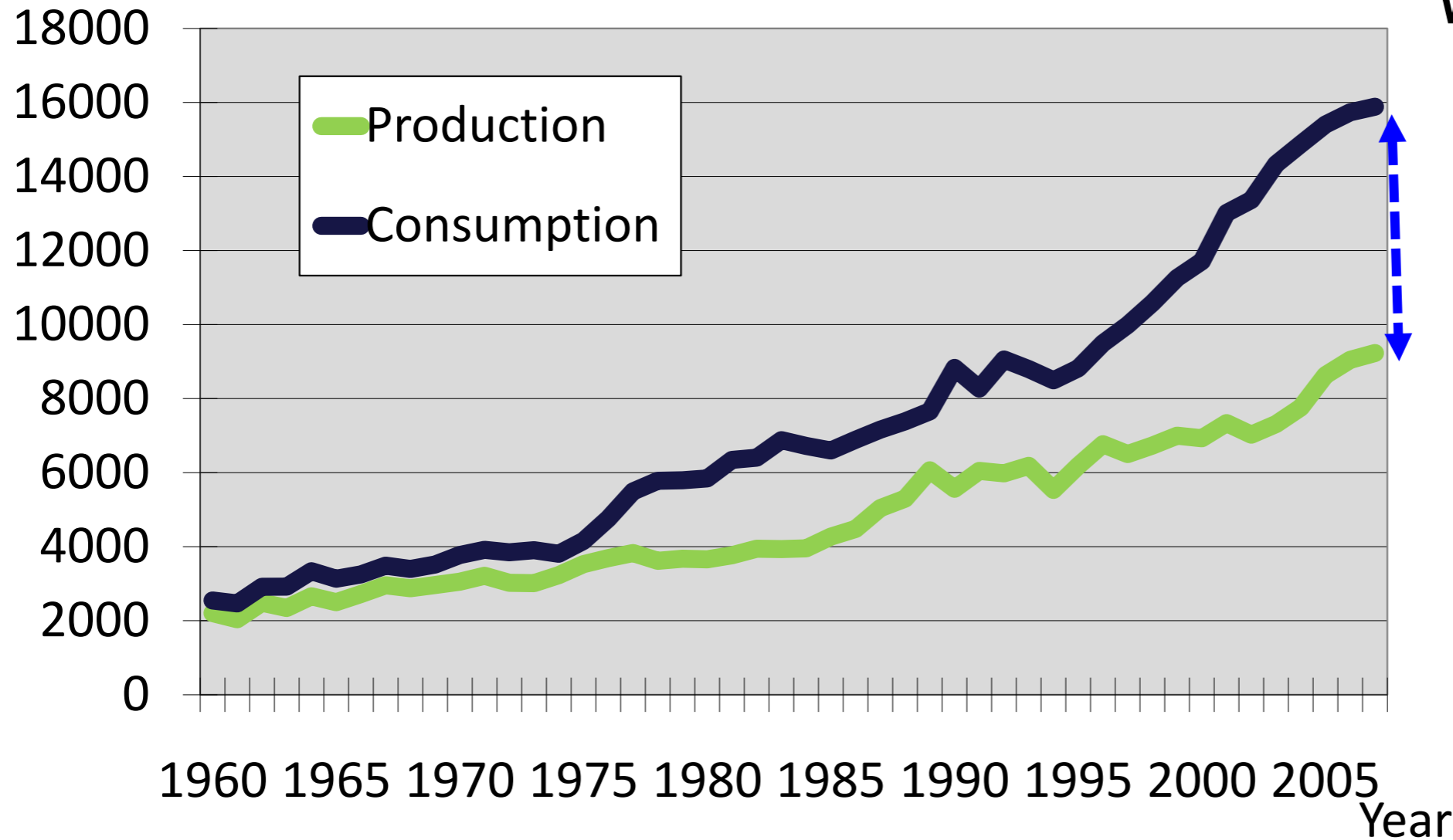
**CARD**

COALITION for AFRICAN  
RICE DEVELOPMENT

# Context

(1000Mt)

PRODUCTION AND CONSUMPTION OF RICE  
AFRICA, 1960 - 2007



Widening Demand-supply Gap

**Food Crisis**

Productivity Improvement is essential

**Green Revolution in Africa**

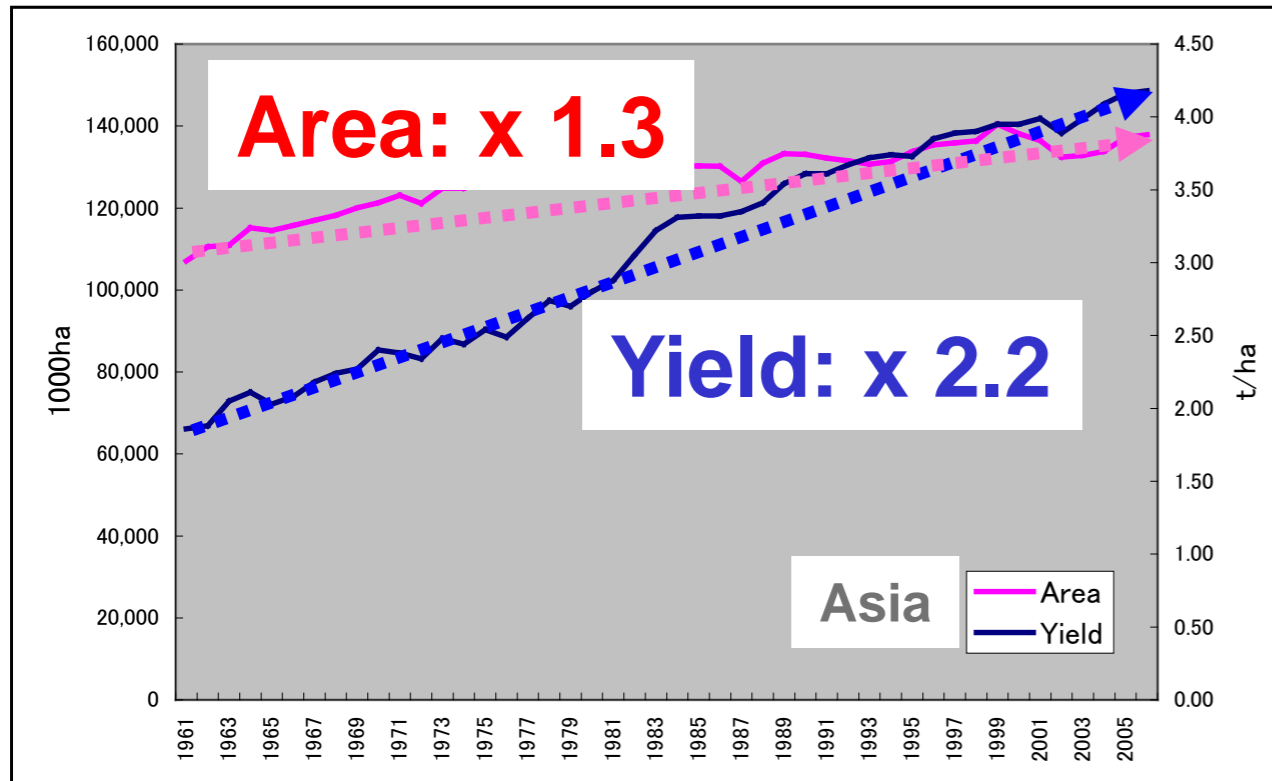


**CARD**

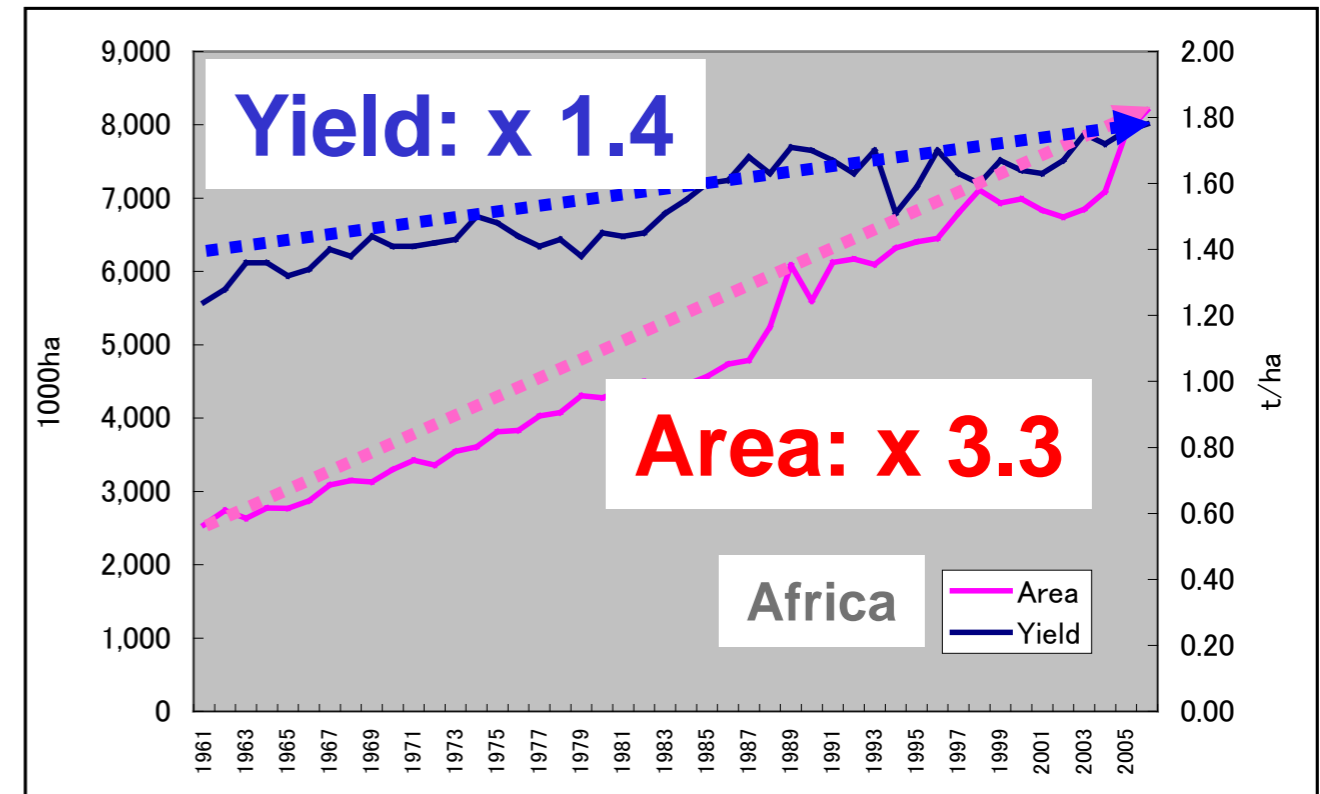
COALITION for AFRICAN RICE DEVELOPMENT

# Context

- Need to consider intensive production



**ASIA**



**CARD**

COALITION for AFRICAN  
RICE DEVELOPMENT

# What is CARD?

- is a consultative group of bilateral and multilateral donors and African and international institutions
- aims at doubling the rice production in Sub-Saharan Africa by 2018
- fully respects African ownership and leadership (CAADP, AfricaRice, FARA etc)



**CARD**

COALITION for AFRICAN  
RICE DEVELOPMENT

# Objectives

- Increase investment for rice-related development mainly through existing funding framework
  - Develop capacity of SSA Governments to effectively manage rice sector development as well as to secure government funding / donor investment
  - Provide enabling environment for rice-related investment both for development agencies and SSA Governments



**CARD**

COALITION for AFRICAN  
RICE DEVELOPMENT

# Objectives

- Better coordinate interventions based on the shared view on rice development (NRDS)
  - NRDS: in line with overarching development framework (PRSP, CAADP)



**CARD**

COALITION for AFRICAN  
RICE DEVELOPMENT

# Approaches

Double rice production in SSA  
(28 MT per year by 2018)

All aspects  
of  
value chain

Inputs

On-farm  
technology

Post-harvest

Marketing

Rice AEZs

Irrigated

Rain-fed lowland

Rain-fed upland

Emphasis  
on capacity  
development

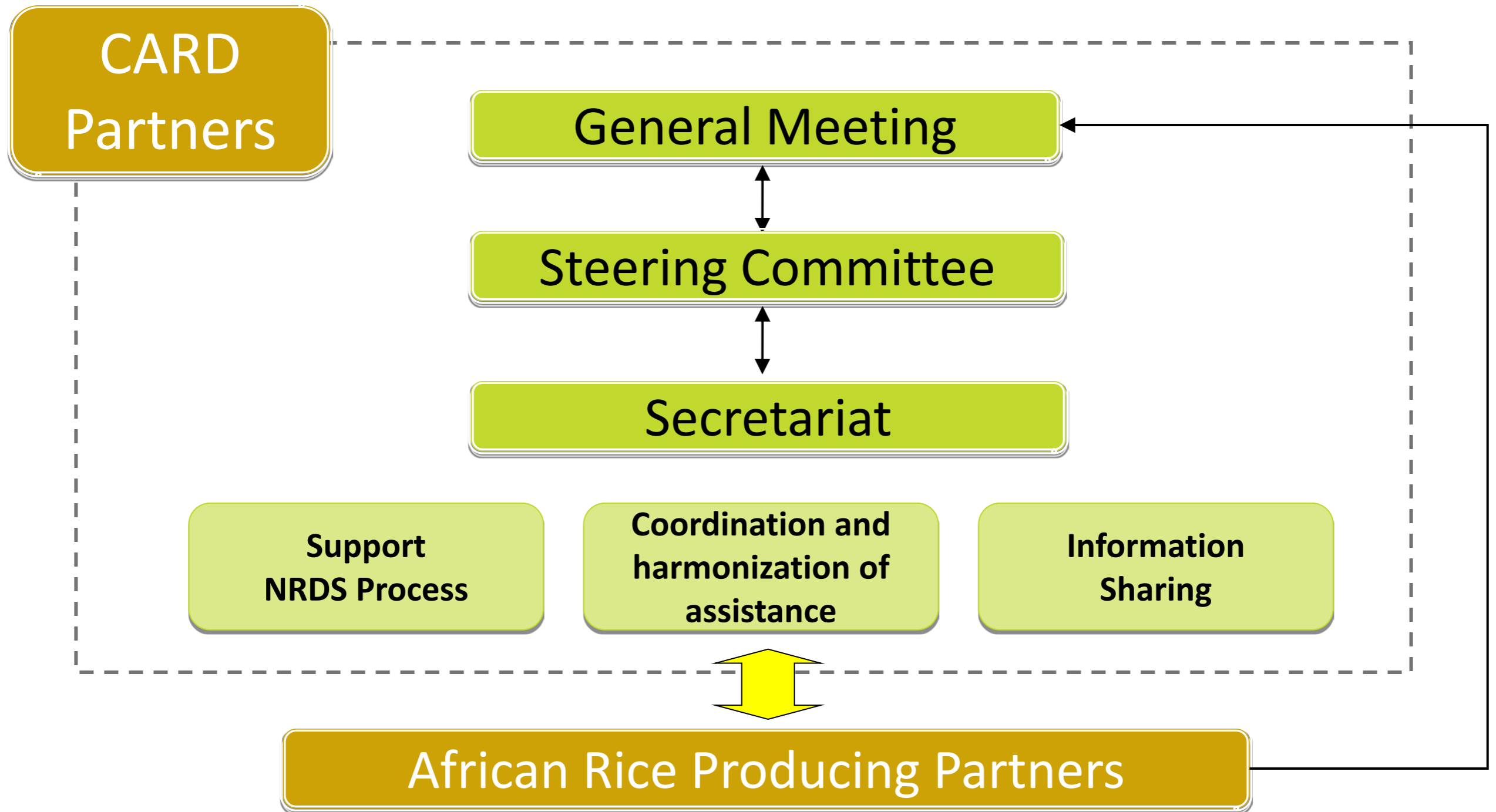
Promotion of  
South-South  
Cooperation



**CARD**

COALITION for AFRICAN  
RICE DEVELOPMENT

# Stakeholders



**CARD**

COALITION for AFRICAN  
RICE DEVELOPMENT



# Stakeholders

CARD Partners

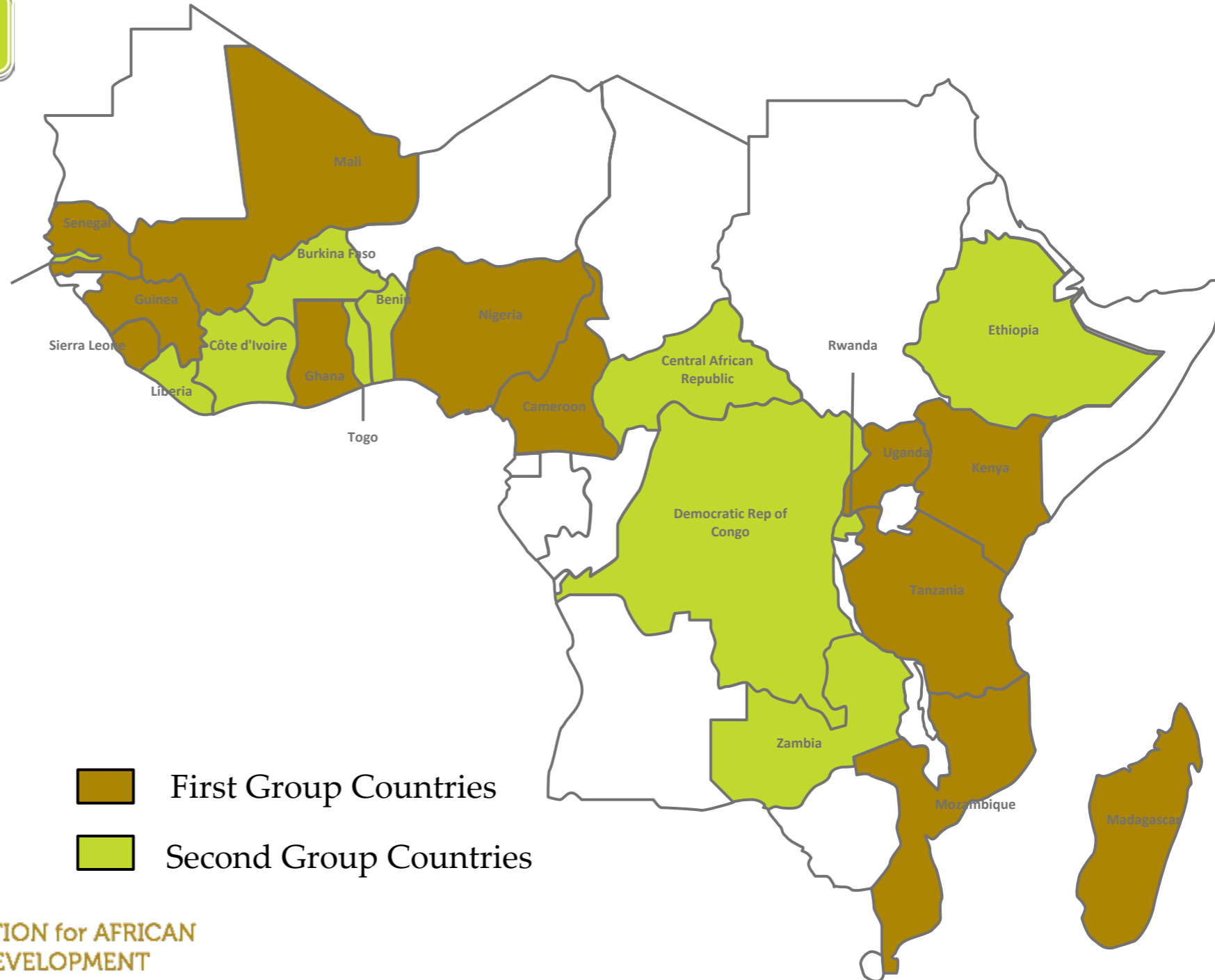
Steering Committee

African Rice Producing Partners



**CARD**

COALITION for AFRICAN RICE DEVELOPMENT



# Milestones

TICAD IV  
May 2008

Official launch of CARD

General Meeting 1  
October 2008

Operational inception  
Secretariat set up

General Meeting 2  
June 2009

NRDS Version One by  
G1 countries (12)

General Meeting 3  
May 2010

NRDS being implemented (G1)  
G2 countries (11) join CARD



**CARD**

COALITION for AFRICAN  
RICE DEVELOPMENT

# Guinea, Sierra Leone

- Updating and needs-resources gap
- Priority intervention topics (outputs) for the immediate round of funding (Gov't, DP, CAADP)
- Detailed actions identified to involve key institutions and players
- In-country dialogue between NRDS Task Force and CAADP Country Team arranged
- Year 2011: **Operationalisation** of priority interventions



**CARD**

COALITION for AFRICAN  
RICE DEVELOPMENT

# Côte d'Ivoire, Liberia

- Officially approved as the CARD Second Group countries at the GM3 (May 2010)
- Expert consultation and peer review of NRDS zero draft at the regional workshop at Africa Rice Centre, Benin (July 2010)
- Post-workshop procedures



**CARD**

COALITION for AFRICAN  
RICE DEVELOPMENT

# Alignment with CAADP (CSP)

- To expand the possibility of funding to rice sector development.
- Dialogue started between CARD Secretariat and NPCA (NEPAD)
- In-country exchange between the NRDS Task Force and CAADP country team started / is to start in the First Group countries
- Year 2011: more systematic exchange of NRDS and CAADP processes for enhanced integration of NRDS into CAADP in-country process



**CARD**

COALITION for AFRICAN  
RICE DEVELOPMENT

# Webpage

- A tool to share information and particularly assist project planners to generate effective rice-related interventions that create synergies with other key stakeholders

[www.riceforafrica.org](http://www.riceforafrica.org)



**CARD**

COALITION for AFRICAN  
RICE DEVELOPMENT

# Production Target

Production (000 t)	Côte d'Ivoire		
	2008	2013	2018
R/F - upland	312.0	1,170.0	1,560.0
R/F - lowland	n/a	n/a	n/a
Irrigated	97.5	325.0	468.0
Total	409.5	1,495.0	2,028.0

4.95



**CARD**

COALITION for AFRICAN  
RICE DEVELOPMENT

# Production Target

Production (000 t)	Guinea		
	2008	2013	2018
R/F - upland	112.4	221.0	388.0
R/F - lowland	1,094.0	1,721.8	2,338.0
Irrigated			
Total	1,206.4	1,942.8	2,726.5



**CARD**

COALITION for AFRICAN  
RICE DEVELOPMENT



# Production Target

Production (000 t)	Liberia		
	2008	2013	2018
R/F - upland	170.0	190.0	228.0
R/F - lowland	24.0	43.0	54.0
Irrigated	8.0	44.0	70.0
Total	202.0	277.0	352.0

1.74



**CARD**

COALITION for AFRICAN  
RICE DEVELOPMENT

# Production Target

Production (000 t)	Sierra Leone		
	2008	2013	2018
R/F - upland	349.6	500.0	637.5
R/F - lowland	324.4	995.0	2,462.5
Irrigated	n/a	n/a	n/a
Total	674.0	1,495.0	3,100.0



**CARD**

COALITION for AFRICAN  
RICE DEVELOPMENT

# Expansion

Yield (t/ha)	Rainfed - upland		Rainfed - lowland		Irrigated	
	2008	2018	2008	2018	2008	2018
CIV	600.0	1,500.0	n/a	n/a	37.5	120.0
Guinea	74.9	119.3	757.4	1,205.8		
Liberia	190.0	190.0	20.0	42.0	2.0	10.0
Sierra Leone	363.9	425.0	295.6	675.0		



**CARD**

COALITION for AFRICAN  
RICE DEVELOPMENT

# Intensification

Yield (t/ha)	Rainfed - upland		Rainfed - lowland		Irrigated	
	2008	2018	2008	2018	2008	2018
CIV	0.8	1.6	n/a	n/a	4.0	6.0
Guinea	1.5	3.5	2.0	2.4		
Liberia	0.9	1.2	1.2	1.7	2.0	3.5
Sierra Leone	0.7	1.5	1.2	3.5		



**CARD**

COALITION for AFRICAN  
RICE DEVELOPMENT

# Food for thought

- Priority investment requirements of Guinea and Sierra Leone
- Presentation by the CARD SC members
- Comparative advantages of different stakeholders
- How can we create synergies and make bigger impact?



**CARD**

COALITION for AFRICAN  
RICE DEVELOPMENT

**THANK YOU**



**CARD**

COALITION for AFRICAN  
RICE DEVELOPMENT