

# Coalition for African Rice Development – its current status and collaboration with other initiatives

18 September 2012, Dakar, SENEGAL  
Kaz Fujiwara, Technical Coordinator, CARD Secretariat



## CARD

COALITION for AFRICAN  
RICE DEVELOPMENT

## Contents

1. What is CARD?
2. Its Current Status
  - 1) Activities: NRDS Formulation & Implementation Process, Donors Coordination, South-South Cooperation, Private Sector Partnership
  - 2) Indicators: Rice Production, Price, Rice-related Investments
3. Its Collaboration with Other Initiatives
  - CAADP, G8 New Alliance, G20, Grow Africa/ World Economic Forum
4. Way ahead

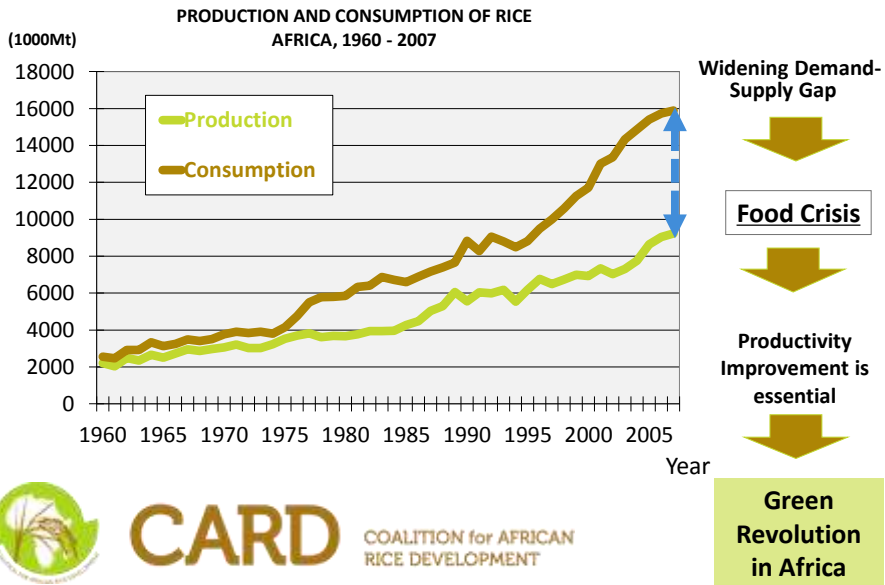


## CARD

COALITION for AFRICAN  
RICE DEVELOPMENT

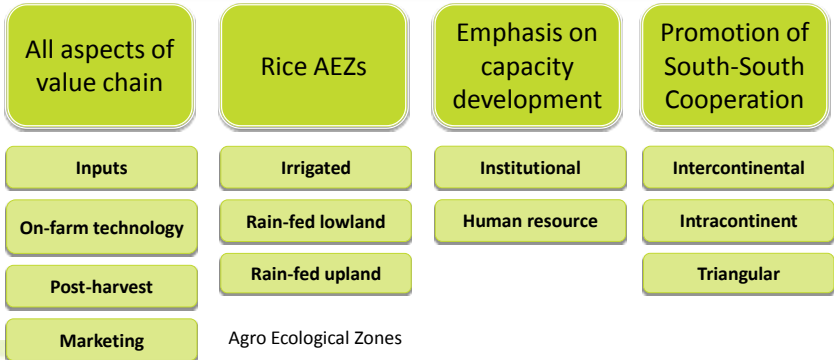
[National Rice Development Strategy \(NRDS\)](#)

# 1. What is CARD? – Background: Why Rice? [1/5]

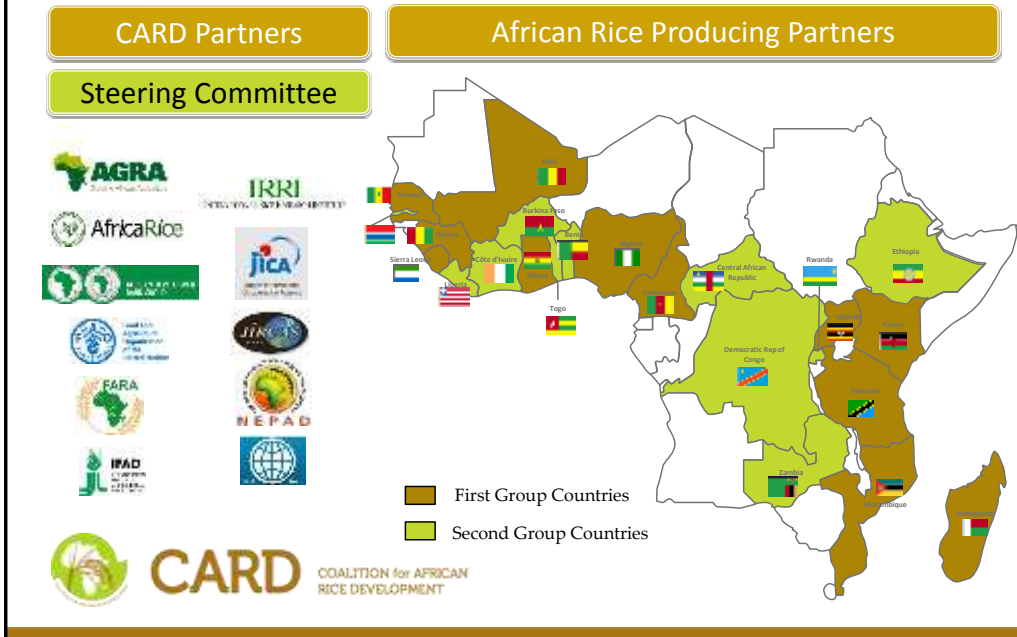


# 1. What is CARD? – An Initiative [2/5]

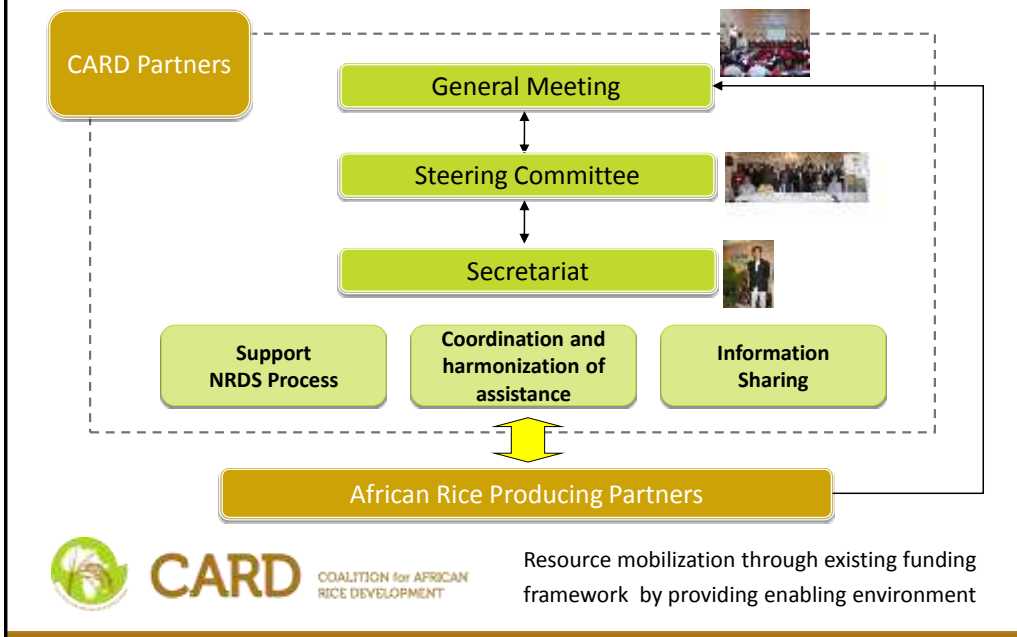
**Double rice production in SSA  
(28 MT per year by 2018)**








# 1. What is CARD? – A Consultative Group [3/5]



# 1. What is CARD? – its Stakeholders [4/5]



## 1. What is CARD? – its Milestones [5/5]

Event	Achievement
<b>TICAD IV</b> May 2008	<ul style="list-style-type: none"> <li>Official launching of the Initiative</li> </ul> 
<b>GM 1</b> Oct 2008	<ul style="list-style-type: none"> <li>Operational inception of the Secretariat</li> <li>Start support of the First Group (G1) countries</li> </ul> 
<b>GM 2</b> Jun 2009	<ul style="list-style-type: none"> <li>G1 countries with the Version One of the NRDS</li> <li>Expansion of the Steering Committee members (8→11)</li> </ul> 
<b>GM 3</b> May 2010	<ul style="list-style-type: none"> <li>G1 countries on situation and gap analysis</li> <li>Start support of the Second Group (G2) countries</li> </ul> 
<b>GM 4</b> Nov 2011	<ul style="list-style-type: none"> <li>NRDS implementation on track</li> <li>Emerging actions to include the private sectors</li> </ul> 
<b>GM 5</b> Feb 2013	
<b>TICAD V</b> Jun 2013	

## 2. Its Current Status: 1) Activities [1/11]

### a) NRDS support

- Capacity Development in strategic planning : 23 CARD countries
- Diverse extent of progress

[National Rice Development Strategy \(NRDS\)](#)

### Donor coordination

- Much increased dialogue
- Collaboration emerging

**Where we are**

### South-south cooperation

- Stocktaking – Human resources and institutions
- Video Conferences

### b) Private sector

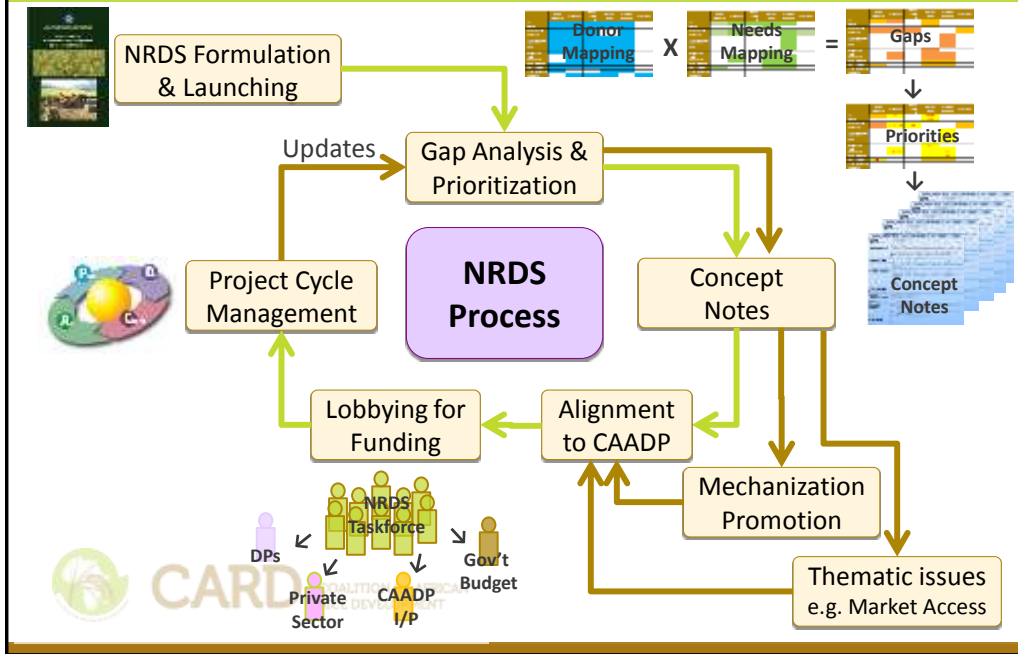
- Addressing enabling environment – e.g. Mechanization promotion



**CARD**

COALITION for AFRICAN RICE DEVELOPMENT

### 2. 1) a) NRDS Process [2/11]



### 2. 1) a) Prioritisation – 12 G1 countries [3/11]

	Policy / Institutional	Infrastructure	Human resource capacity	Provision / support	Information / knowledge
Seed					
Fertilizer					
Irrigation / water management					
On-farm technology dissemination (R&E)					
Mechanization					
Quality improvement					
Access to market					
Access to credit					
Overall policy tools					

## 2. 1) a) Prioritisation – 8 G2 countries [4/11]

	Policy / Institutional	Infrastructure	Human resource capacity	Provision / support	Information / knowledge
Seed					
Fertilizer					
Irrigation / water management					
On-farm technology dissemination (R&E)					
Mechanization					
Quality improvement					
Access to market					
Access to credit					
Overall policy tools					

## 2. 1) a) Concept Notes Operationalization (1) [5/11]

Country	Project/ Programme	Source	Amount (\$)
Ghana	Human resource development for rice seed production and distribution	METASIP (*) / CAADP	(t.b.c.)
Ghana	Infrastructure development to improve rice seed quality	METASIP (*) / CAADP	(t.b.c.)
Senegal	14 new projects in pipeline – irrigation development, value chain development and others	Various – IFAD, JICA WB, AFD, MCA, USAID and others	(t.b.c.) [Pipeline]
Uganda	Capacity development of research institutes and service providers and other value chain actors	JICA	\$11m [2011-2016]

(\*) METASIP: Medium Term Agriculture Sector Investment Plan



**CARD**

COALITION for AFRICAN  
RICE DEVELOPMENT

## 2. 1) a) Concept Notes Operationalization (2) [6/11]

Country	Project/ Programme	Source	Amount (\$)
Cameroon	Upland Rice Development	JICA	\$3.8m [2011-2014]
Cameroon	Irrigation development	IFAD, WB & Korea	(t.b.c.) [Pipeline]
Madagascar	Capacity Development of Seed Growers in three regions	Madagascar-Irrigation and Watershed Management Project – PHRD/ WB	\$15m (in Total) [Pipeline]
Madagascar	Applied research in the seed production		
Madagascar	Capacity Development of the laboratories for Soil science and Seed R&D		



**CARD** COALITION for AFRICAN RICE DEVELOPMENT

## 2. 1) a) Capacity Development in strategic planning [7/11]

G1 Country	Formulation	Prioritisation - WW1	Concept Notes - WW2	G2 Country	Formulation	Prioritisation - WW1	Concept Notes - WW2
Cameroon	→	→	→	Benin	→	→	→
Ghana	→	→	→	Burkina Faso	→	→	→
Guinea	→	→	→	Côte D'Ivoire	→	→	
Kenya	→	→	→	CAR	→		
Madagascar	→	→	→	DR Congo			
Mali	→	→	→	Ethiopia	→	→	→
Mozambique	→	→	→	The Gambia			
Nigeria	→	→	→	Liberia	→	→	
Senegal	→	→	→	Rwanda	→	→	→
Sierra Leone	→	→	→	Togo	→	→	
Tanzania	→	→	→	Zambia	→	→	→
Uganda	→	→	→				

## 2. Its Current Status: 1) Activities [8/11]

### a) NRDS support

- Capacity Development in strategic planning : 23 CARD countries
- Diverse extent of progress

[National Rice Development Strategy \(NRDS\)](#)

### Donor coordination

- Much increased dialogue
- Collaboration emerging

**Where we are**

### South-south cooperation

- Stocktaking – Human resources and institutions
- Video Conferences

### b) Private sector

- Addressing enabling environment – e.g. Mechanization promotion



**CARD** COALITION for AFRICAN RICE DEVELOPMENT

## 2.1) b) Private Sector Partnership [9/11]

### Short-term

- Enabling environment (mechanization value-chain in 7 countries)
- Networking with various private players (large / small, foreign / local) – collecting their voices
- Alignment with Grow Africa

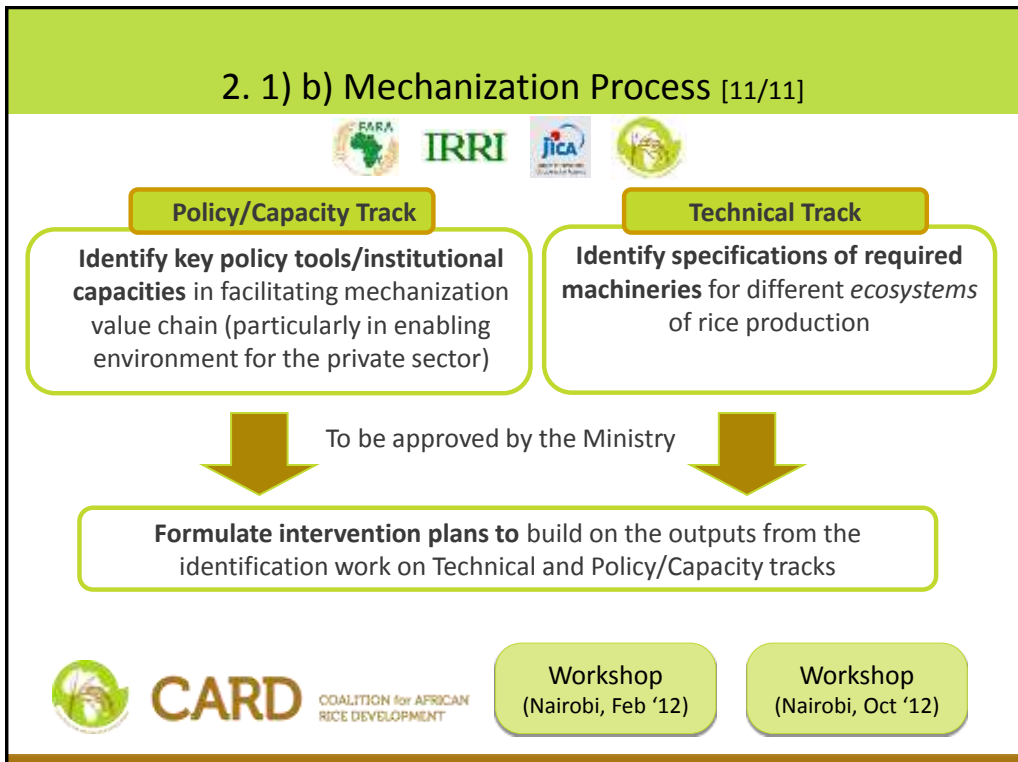
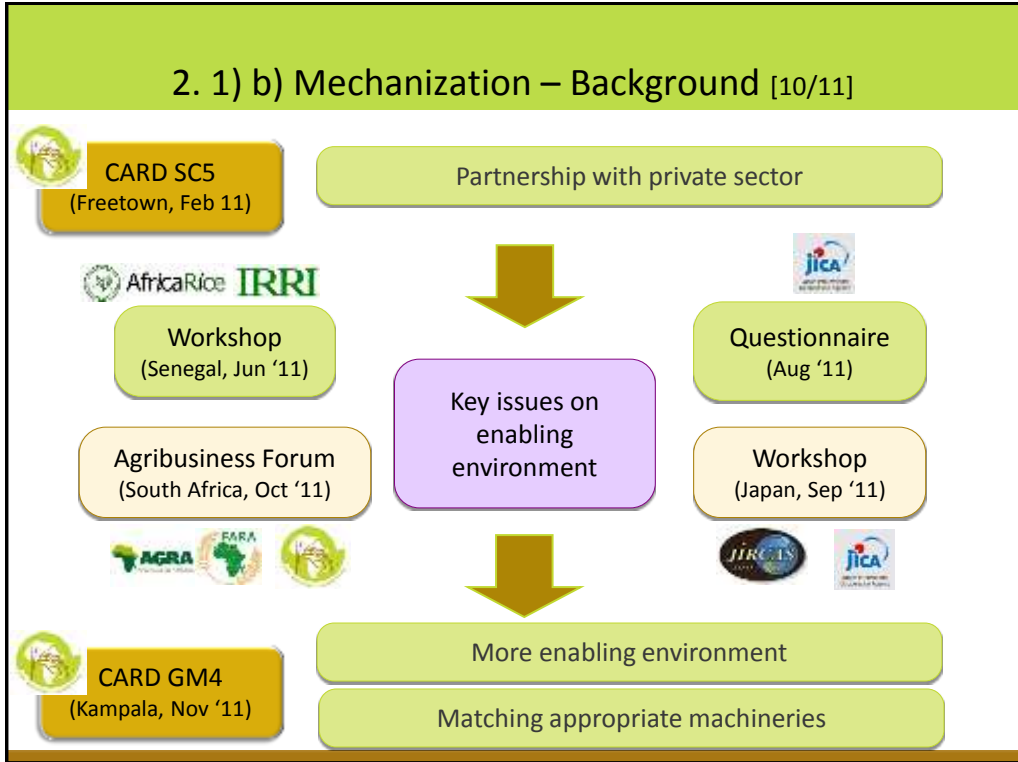
### Long-term

- Enabling environment (other issues)
- Private players into the CARD stakeholder framework



**CARD** COALITION for AFRICAN RICE DEVELOPMENT





## 2. Its Current Status – 2) Indicators [1/7]

### a) Rice Production

- Upward Trends mainly by expansion of lands not by yield increase

### c) Public Investments

- Much increased rice-related investments

Where we are

### b) Rice Price

- Remain relatively high after the hike 2008

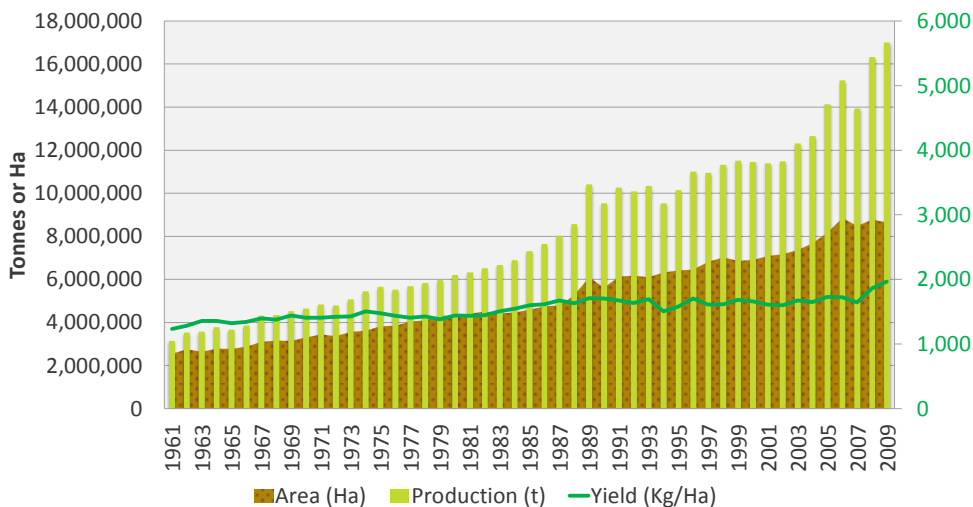
### d) Private Investments

- Growing interests by private sector



**CARD** COALITION for AFRICAN RICE DEVELOPMENT

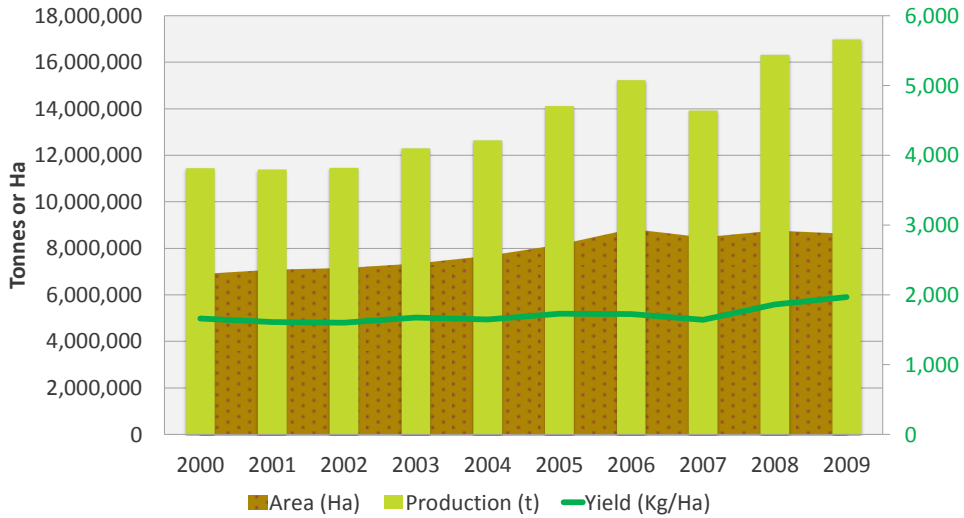
## 2. 2) a) Rice Production in SSA (1961-2009) [2/7]



**CARD** COALITION for AFRICAN RICE DEVELOPMENT

Source : FAOSTAT <http://faostat.fao.org/>

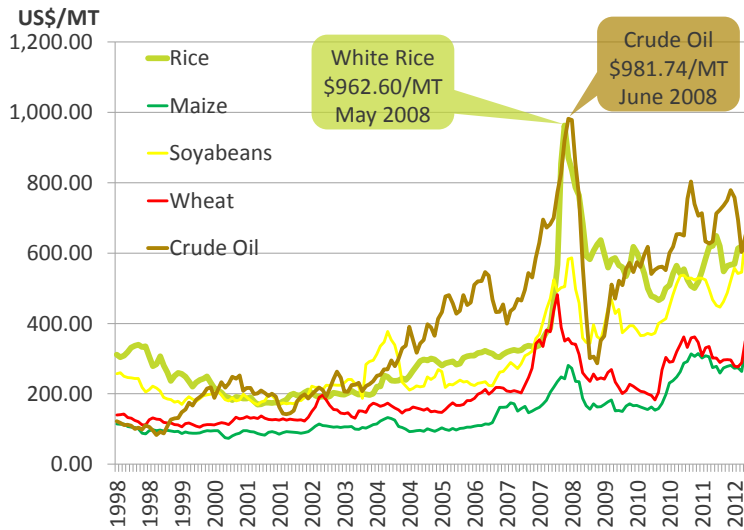
## 2. 2) a) Rice Production in SSA (2001-2009) [3/7]



**CARD** COALITION for AFRICAN RICE DEVELOPMENT

Source : FAOSTAT <http://faostat.fao.org/>

## 2. 2) b) Rice Price (1998-2012) [4/7]



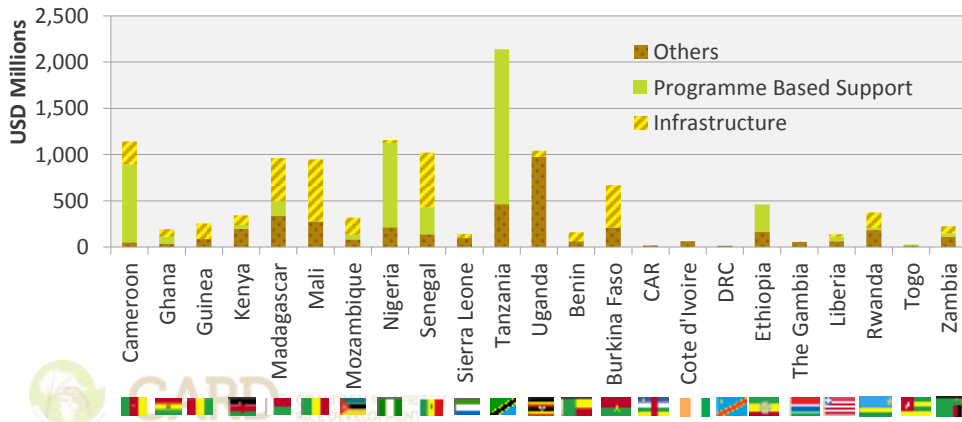
- White Rice, Thai 100% B 2nd grade, f.o.b. Bangkok (Wednesday)
- Maize, US No.2, Yellow, U.S. Gulf (Friday)
- Soyabeans, US No.1, Yellow, U.S. Gulf (Friday)
- Wheat, US No.2, Hard Red Winter ord. Prot, US Fob Gulf (Tuesday)
- Crude Oil, Cushing, OK WTI Spot Price FOB

Source : [FAO International commodity prices](#) and [U.S. Energy Information Administration](#)

## 2. 2) c) Public Investments in Rice-related development [5/7]

- Commitments by country: since 2000, including pipeline, on-going and completed, partly PPP, collected by CARD

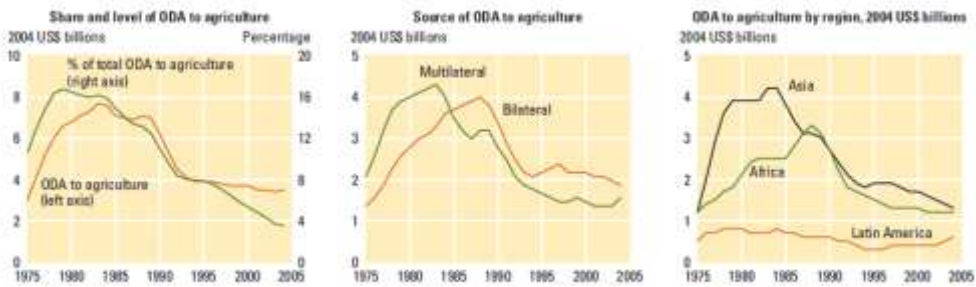
Rice-related investments in 23 CARD countries (commitment base, USD Millions)



Source: Data obtained from NRDS Taskforces of 23 CARD countries

## 2. 2) c) ODA to Agriculture on 1975-2009


Figure 1.3 Official development assistance to agriculture declined sharply between 1975 and 2004



Source: DECD 2006a.  
Note: Data smoothed by locally weighted regressions.

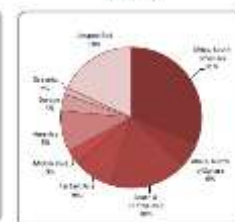
Source: World Development Report 2008

Chart 1. Trends in aid to agriculture and rural development (ARD) 1971-2009, 5-year moving average commitments, constant 2009 prices



Source: OECD-DAC December 2011

Chart 2. Regional breakdown of aid to ARD 2004-05, bilateral and multilateral commitments, constant 2009 prices

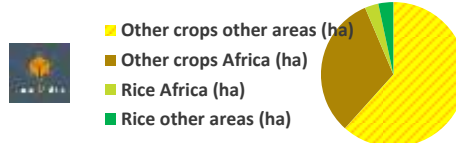


## 2. 2) d) Private Investments in Rice-related development [6/7]

Growing large commercial investments – examples:



- About 1.5M ha in 13 SSA countries with 29 land deals, investors mainly from outside continent, 48% of 45 global rice land deals, 3% of 924 global land deals [Land Matrix DB]



- Ghana – 5,000ha in 5 years in Sogakope, invested by Global Agri-Development Company (GADCO), sold to local market under its own Copa brand, with \$10M by Seattle-based hedge fund Summit Capital and with \$1.5M by NY-based Acumen Fund




- Ghana – Grow Africa: The Ghana Commercial Agriculture Project (GCAP), a joint project of the Government of Ghana, World Bank and USAID



## 2. 2) d) Private Investments in Rice-related development [7/7]

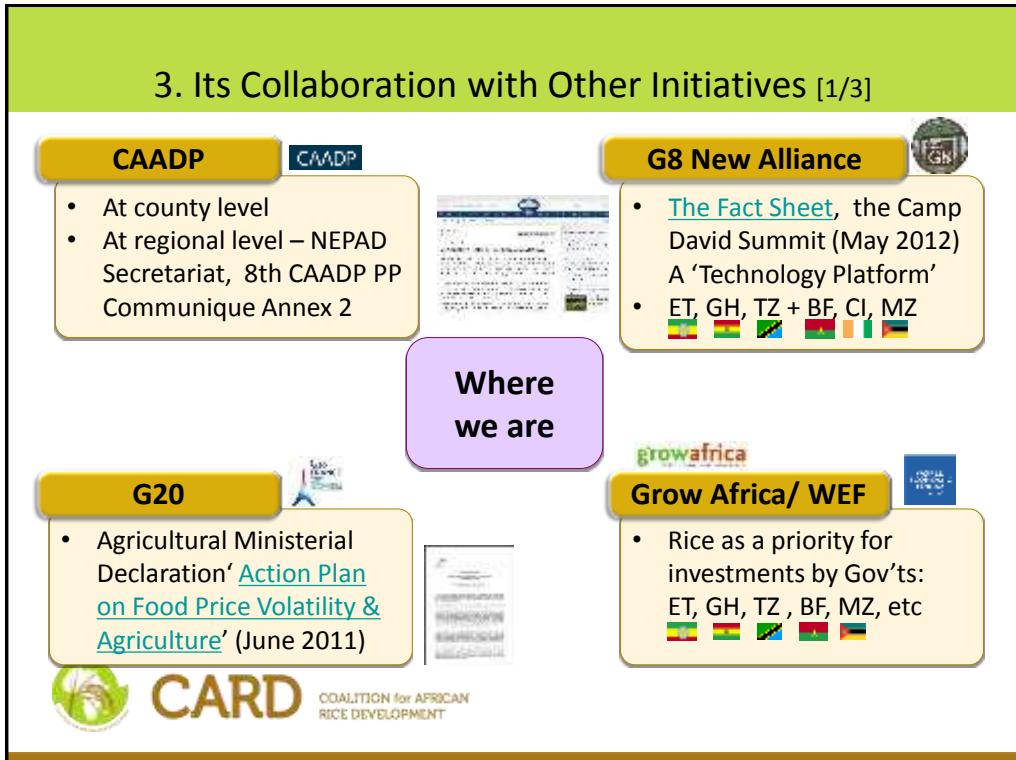
(continued)

- Nigeria – PPP under Agricultural Transformation Agenda (ATA) such as;
  - ❑ Badeggi Mill in Niger State privatized and managed by Deanshager Projects Ltd, expanding from 30,000 MT/year to 100,000MT/year, contracting out with 3,000 farmers;
  - ❑ \$12m Ofada/ Veetee Mill in Ogun State expanding from 30,000MT/year to potential 200,000 MT/annum; 
  - ❑ Omor Mills (15,000MT/year) in Anambra owned by FG managed by Olam

- DRC – EUR400m investment by Heineken to Bralima breweries producing primus beer, contracting out rice farmers, purchasing 30,000MT, 16% of national production, with the support by EUCORD, financed by Dutch Government, as well as with the assistance by USAID and the World Bank



### 3. Its Collaboration with Other Initiatives [1/3]



### 3. Alignment to CAADP [2/3]

#### At Regional Level

**NEPAD-AU as one of three key founders of the Coalition** - Jointly with AGRA and JICA at TICAD IV (Japan, May '08)

**Key African development partners as the Steering Committee members** - NEPAD-AU, AGRA, AfricaRice, FARA (Pillar IV)

**Gained recognition for the contribution in the implementation** - [A side event at 8th CAADP Partnership Platform](#) (Kenya, May '12): *Communique Annex 2*



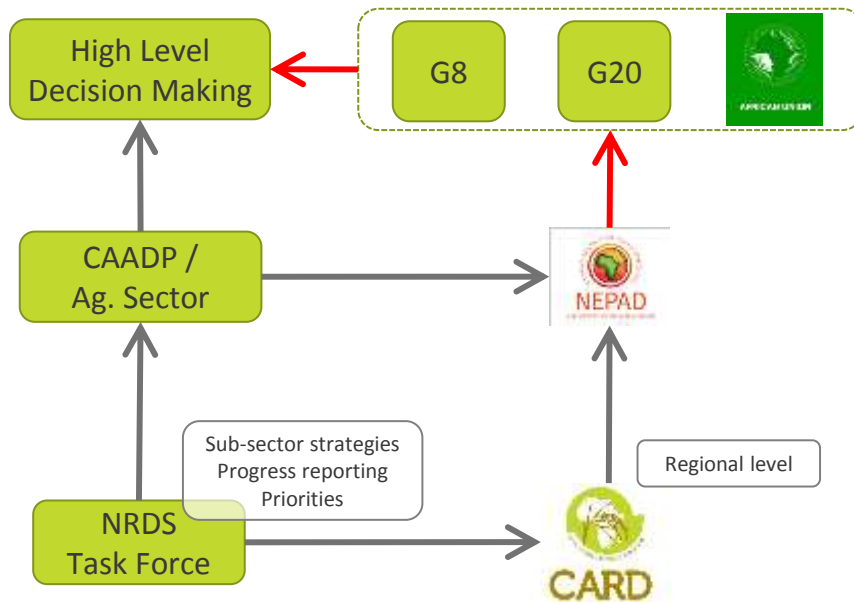
#### At Country Level

**Integration of the result of NRDS implementation to CAADP** - Matching priority interventions into CAADP Framework / Providing project concept notes to CAADP Country Team (Ghana, etc)

**Integration of the process of NRDS implementation to that of CAADP** - Same focal point (e.g. Guinea, Madagascar)

**Integration of NRDS into CAADP Investment Plan** - NRDS as 'Rice Chapter' (e.g. Ghana – METASIP, Sierra Leone – SCP)

### 3. Linkage with other initiatives [3/3]



### 4. Way ahead

Event	Achievement
<b>TICAD IV</b> May 2008	<ul style="list-style-type: none"> <li>Official launching of the Initiative</li> </ul>
<b>GM 1</b> Oct 2008	<ul style="list-style-type: none"> <li>Operational inception of the Secretariat</li> <li>Start support of the First Group (G1) countries</li> </ul>
<b>GM 2</b> Jun 2009	<ul style="list-style-type: none"> <li>G1 countries with the Version One of the NRDS</li> <li>Expansion of the Steering Committee members (8→11)</li> </ul>
<b>GM 3</b> May 2010	<ul style="list-style-type: none"> <li>G1 countries on situation and gap analysis</li> <li>Start support of the Second Group (G2) countries</li> </ul>
<b>GM 4</b> Nov 2011	<ul style="list-style-type: none"> <li>NRDS implementation on track</li> <li>Emerging actions to include the private sectors</li> </ul>
<b>GM 5</b> Feb 2013	
<b>TICAD V</b> Jun 2013	Turning point to gear efforts towards promotion of private sectors

**THANK YOU**



**CARD** COALITION for AFRICAN  
RICE DEVELOPMENT

## Webpage

- A tool to share information and particularly assist project planners to generate effective rice-related interventions that create synergies with other key stakeholders

[www.riceforafrica.org](http://www.riceforafrica.org)



**CARD** COALITION for AFRICAN  
RICE DEVELOPMENT