



CARD

Coalition for African Rice Development (CARD) Phase 2



Coalition for African Rice Development

17th Steering Committee Meeting

- Progress of CARD Phase 2 and Update by SC members -

5th October 2021



CARD

COALITION for AFRICAN
RICE DEVELOPMENT

Time for Chair		Presenters	Notes	Slide no.	Chair	
12:00	-	12:05	Yusuke Haneishi	Announcement	1-5	Alain Sy Traore (ECOWAS)
12:05	-	12:10	Alain Sy Traore	Chair's address	6-7	
12:10	-	12:15	Yusuke Haneishi	Progress of CARD Phase 2	8-9	
12:15	-	12:45	Yusuke Haneishi	Contents of GM8	10-47	
12:45	-	13:15	All	Discussion	48	
13:15	-	14:05	SC member (2-3min each)	Update from SC members	49	Nur Abdi (IsDB)
			IFAD, JICA, AATF, AfDB, AGRA, AfricaRice, AUDA-NEPAD, FAO, FARA, IRRI, IsDB, JIRCAS, WB, WFP, COMESA, EAC, ECCAS, ECOWAS, SADC			
14:05	-	14:10	Tadashi Sato	Closing Remarks	52	



CARD

COALITION for AFRICAN
RICE DEVELOPMENT

Announcement from the Secretariat

Please;

- Keep your microphone and video off once the meeting starts
- Turn on both microphone and video when you speak
- Use “Raise a hand” function as well to get attention of the co-chair
- Note that this meeting is recorded
that your name on the screen is modified by the host

**Chairpersons for SC17 are: Mr. Alain Sy Traore, ECOWAS and
Mr. Nur Abdi, IsDB**



CARD

COALITION for AFRICAN
RICE DEVELOPMENT

Expected outcomes of SC17

- The following information are to be shared, updated and discussed
 1. Progress of CARD Phase 2 so far
 2. Contents of 8th General Meeting
 3. Indicators of CARD M&E framework
 4. Update of SC members' activities
 5. TICAD8 side event in 2022 / 9th General Meeting in 2023



CARD

COALITION for AFRICAN
RICE DEVELOPMENT

1. CHAIR'S ADDRESS / MR. ALAIN SY TRAORE



CARD

COALITION for AFRICAN
RICE DEVELOPMENT

Agenda of SC17

1. Chair's address by Mr. Alain Sy Traore/ECOWAS Commission (5 min)
2. Activities done since the last Steering Committee (CARD Sec.) (5 min)
3. Discussions over the contents of 8th General Meeting (60 min)
4. Update from SC members (3 min each) (50 min)
5. Closing remarks by Mr. Tadashi Sato/JICA (5 min)



CARD

COALITION for AFRICAN
RICE DEVELOPMENT

2. PROGRESS SINCE THE LAST SC MEETING



CARD

COALITION for AFRICAN
RICE DEVELOPMENT

Annual Plan 2020-2021

1. Continuing support to NRDS2 formulation / implementation
21 countries completed or almost complete
2. Continuing support to Regional Strategy formulation / implementation.
Actual work commenced from Feb 2020
3. Strengthening coordination among projects/programs/trainings by SC members
Several cases of coordination seen at country level
4. Establishing CARD M&E framework
Indicators discussed intensively and a web-based M&E system developed
5. Strengthening Communication tools: CARD2 website launching
Website partially launched
6. CARD Webinar towards the end of 2020
Done in Feb 2021
7. Organizing the 8th General Meeting/17th SC meeting in 2021
We are here this week



CARD

COALITION for AFRICAN
RICE DEVELOPMENT

3. CONTENTS OF GM8

Expected participants: 32 member countries x 4 - 10 representatives

 18 SC members x 1 – 3 representatives

 6 SSC partners x 2 – 3 representative

 Other concerned staff/expert on rice programs in Africa

in total about 230 participants



CARD

COALITION for AFRICAN
RICE DEVELOPMENT

- 1) Introduction of Co-chair; ECOWAS, Tanzania, IsDB
- 2) A moment of silence for the late Mr. Kenzo Oshima, co-founder of CARD initiative
- 3) Opening remarks by Dr. Agnes Kalibata, AGRA/CARD
- 4) Progress of NRDS revision/implementation
- 5) Regional strategy formulation / Panel discussion
- 6) SC members' contribution to country/regional process
- 7) Approval of M&E framework and indicators for CARD2
- 8) Industrialization under CARD initiative / Panel discussion
- 9) Approval of AATF to be a Steering Committee member
- 10) Co-chair summary by Mr. Nur Abdi, IsDB
- 11) Closing remarks by Hon. Harifidy Ramilison, Minister of Agriculture, Madagascar



CARD

COALITION for AFRICAN
RICE DEVELOPMENT












4) NRDS FORMULATION PROCESS















CARD

COALITION for AFRICAN
RICE DEVELOPMENT

Progress of NRDS2 formulation process

G1 Country	WW1	WW2	WW3
Cameroon	➔	➔	➔ 
Ghana	➔	➔	
Guinea	➔	➔	➔ 
Kenya	Validated		
Madagascar			
Mali	(-2025)		
Mozambique	Validated		
Nigeria	Validated		
Senegal	➔	➔ 	
Sierra Leone			
Tanzania	Validated		
Uganda			

G2 Country	WW1	WW2	WW3
Benin	Validated		
Burkina Faso	Validated		
Côte d'Ivoire	➔	➔ 	
CAR	(-2025)		
DR Congo	➔	➔	➔ 
Ethiopia	Validated		
The Gambia	(-2024)		
Liberia	➔	➔	
Rwanda	Validated		
Togo	Validated		
Zambia			

G3 Country	WW1	WW2	WW3
Angola	Validated		
Burundi	➔ 		
Chad	➔	➔ 	
Congo	➔	➔ 	
Gabon	➔	➔ 	
Guinea Bissau	(-2025)		
Malawi	➔ 		
Niger	Validated		
Sudan	Validated		

(As of September 2021)

National Rice Development Strategy 2 (NRDS2) Formulation progress



5) REGIONAL STRATEGY FORMULATION



CARD

COALITION for AFRICAN
RICE DEVELOPMENT


Regional Rice Strategy/Implementation plan

1. ECOWAS Rice Offensive



Supports by CARD for reforming Rice Offensive started in August 2019

2. EAC East Africa Rice Development Strategy (EARDS)



Supports by CARD for EARDS formulation started in September 2019

- COMESA  , ECCAS  , SADC  to follow



Panel discussion on Regional Rice Strategy

Regional Rice Development Strategy (RRDS) is meant to be a roadmap for an integrated rice sector development at the regional level and is expected to complement the implementation of NRDS at the national levels. The idea of supporting the formulation process of RRDS is newly introduced at the onset of CARD Phase.

Moderator: **Dr. Abdel Ismail, Africa Representative, IRRI**

Panelists:

Mr. Alain Sy Traore, Director, ECOWAS Commission

Mr. Fahari Marwa, Head of Agriculture and Food Security, EAC Secretariat

Mr. Demba Diallo, Director General of Ministry of Agriculture, Mali and

Mr. Daniel Njiwa, Head of Regional Food Trade, AGRA



CARD

COALITION for AFRICAN
RICE DEVELOPMENT

6) SC MEMBERS' AND OTHER PARTNERS' CONTRIBUTION TO NRDS PROCESS



CARD

COALITION for AFRICAN
RICE DEVELOPMENT

Major contributions to country/regional level activities by CARD SC members and other partners

Country / REC	Support provided by	for what purposes
<u>Country</u>		
All countries	JICA	Organizing NRDS Working Week/ Printing NRDS
Tanzania	FAO	Organizing NRDS Working Week
Nigeria	IFAD, WB	Financial support to NRDS Working Week
Burkina Faso	WB, IFAD, AGRA, AfDB, FAO, China, GIZ	Tech. and Financial support to NRDS Working Week
Cameroon	IFAD	Financial support to NRDS Working Week
Liberia	USAID	Organizing NRDS national validation workshop
Gambia	IsDB	Financial support to NRDS Working Week
Madagascar	IFAD, WB, AfDB, AFD	Conducting a joint study on strengthening statistics
<u>RECs</u>		
ECOWAS	JICA, GIZ, AGRA, AfricaRice, NEPAD	Organizing Regional Consultation workshop
EAC	AGRA, USAID, Kilimo Trust, JICA, IRRI	Organizing Regional Consultation workshop

Other activities to push rice agenda forward in the continent

1. CARD Webinar in Feb 2021 (230 people)



CARD

COALITION for AFRICAN
RICE DEVELOPMENT

2. East Africa Rice Conference in May 2021 (over 400 people)

EAST AFRICA RICE CONFERENCE



3. Independent Dialogue for UN FSS in July 2021 (110 people)



CARD

COALITION for AFRICAN
RICE DEVELOPMENT

7) APPROVAL OF M&E FRAMEWORK FOR CARD2



CARD

COALITION for AFRICAN
RICE DEVELOPMENT

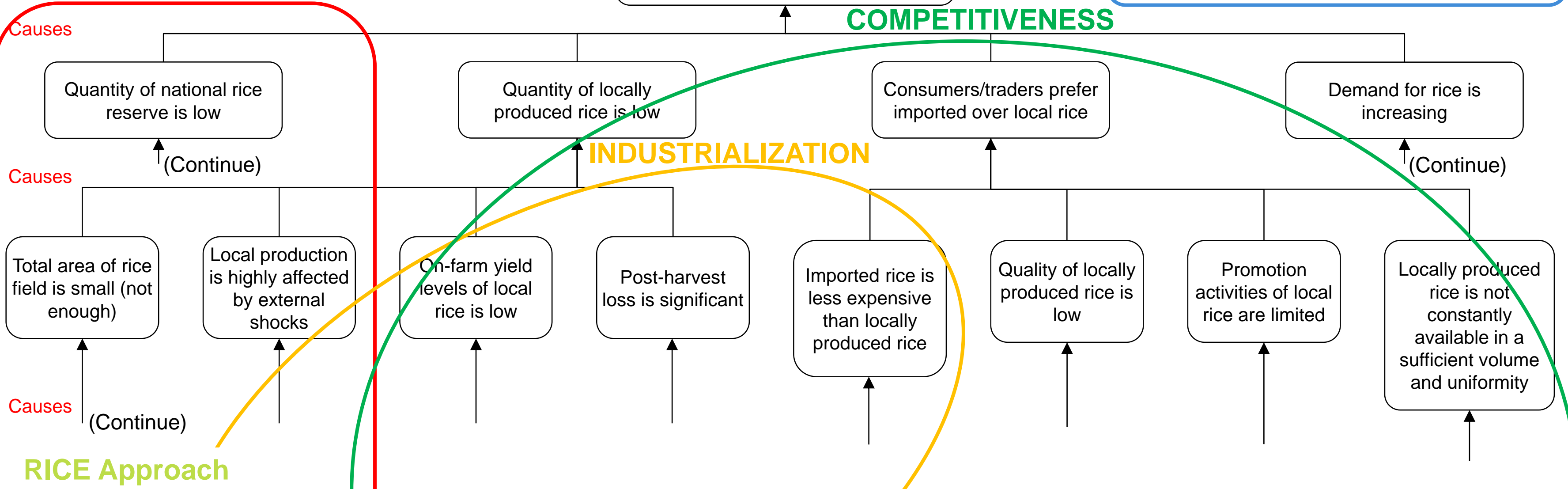
What is RICE Approach?

Problem Tree of Rice Sector in SSA (extract)

RESILIENCE

EMPOWERMENT

* Empowerment is related to the same problems in the rice sector, but focusing on the issues of smallholder farmers



RICE Approach

Most problems in the rice sector can be categorized into **Resilience**, **Industrialization**, **Competitiveness** and **Empowerment**.
 → We are now bringing a new sort of filter of these 4 aspects to monitor our progress of interventions addressing these problems.

M&E Indicators for Phase 2

M&E Indicators based on RICE Approach will be added to Overall Indicators adopted in Phase 1

	M&E Indicators
Overall	<ol style="list-style-type: none"> 1. Quantity of paddy production 2. Total area harvested 3. Yield per unit area 4. Self-sufficiency rate (complementary, with no target as CARD)
R esilience	<ul style="list-style-type: none"> <input type="checkbox"/> Area under irrigation <input type="checkbox"/> Quantity of resilient variety seeds
I ndustrialization	<ul style="list-style-type: none"> <input type="checkbox"/> Level of milling sector upgrading <input type="checkbox"/> Level of mechanization in production
C ompetitiveness	<ul style="list-style-type: none"> <input type="checkbox"/> Share of local rice in the market <input type="checkbox"/> Quantity of high-yielding variety seeds
E mpowerment	<ul style="list-style-type: none"> <input type="checkbox"/> Smallholder farmers' accessibility to financial services <input type="checkbox"/> Smallholder farmers' accessibility to technical training and services

Indicators since Phase 1

Who will conduct M&E?

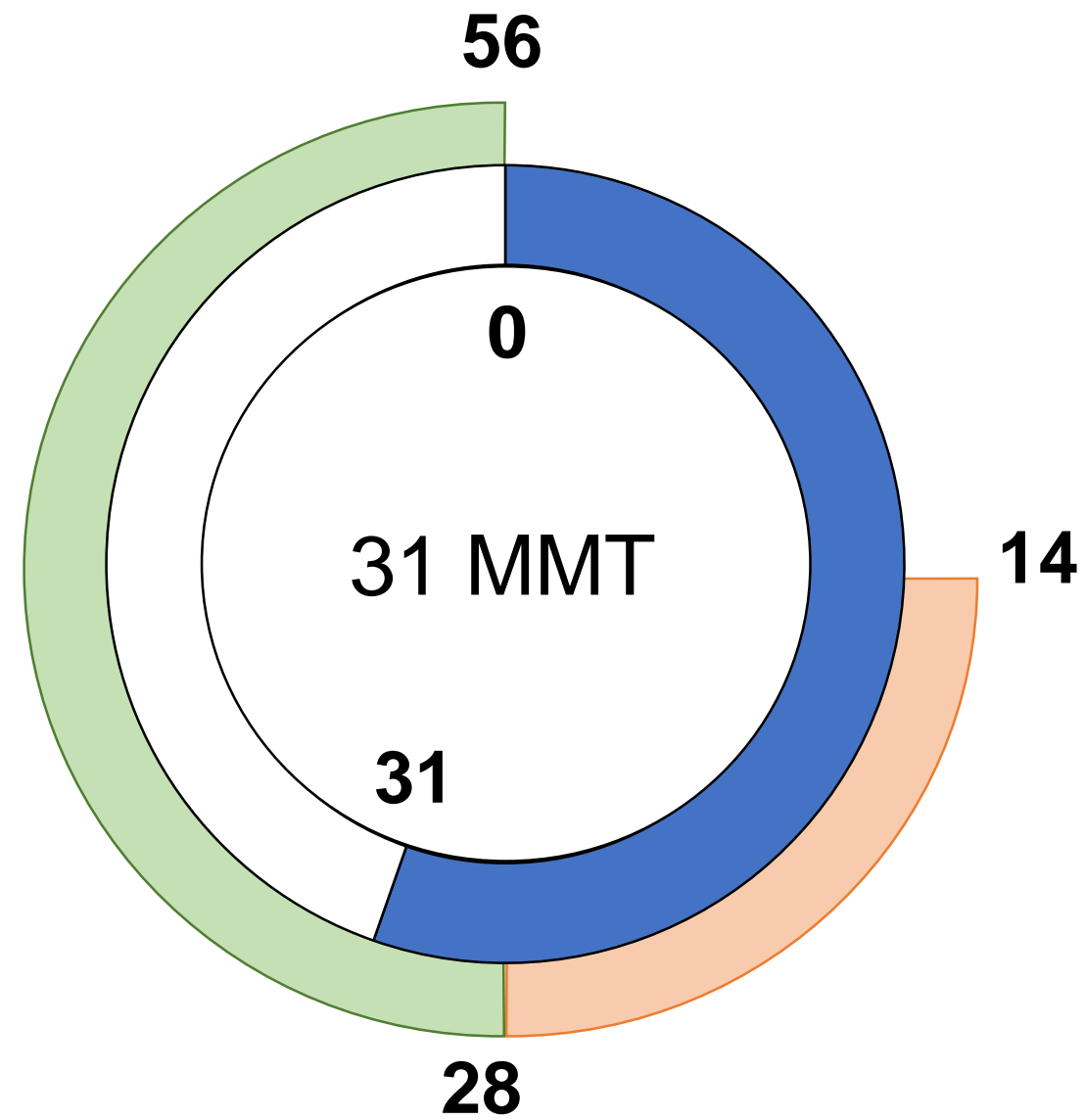
NRDS FP with Task Force members will play the key role in conducting M&E activities during Phase 2

Milestone	<ul style="list-style-type: none"> ➤ Baseline (2018)^(*): Survey to be conducted soon after approval of the framework ➤ Target (2030): To be set by NRDS2/Seed Strategy/Mechanization Strategy; set by baseline survey
Data source	<ul style="list-style-type: none"> ➤ FAOSTAT ➤ Ministry of Agriculture (Statistics department / Extension services / Seed certification unit / Crop protection department / etc.) ➤ Ministry of Finance ➤ Simple survey
Frequency	Annual (→ <i>Annual Progress Review Meeting</i> ; SC Meeting; Update on CARD Website)
Responsibility	NRDS Focal Point and Taskforce (assisted by CARD regional consultants)

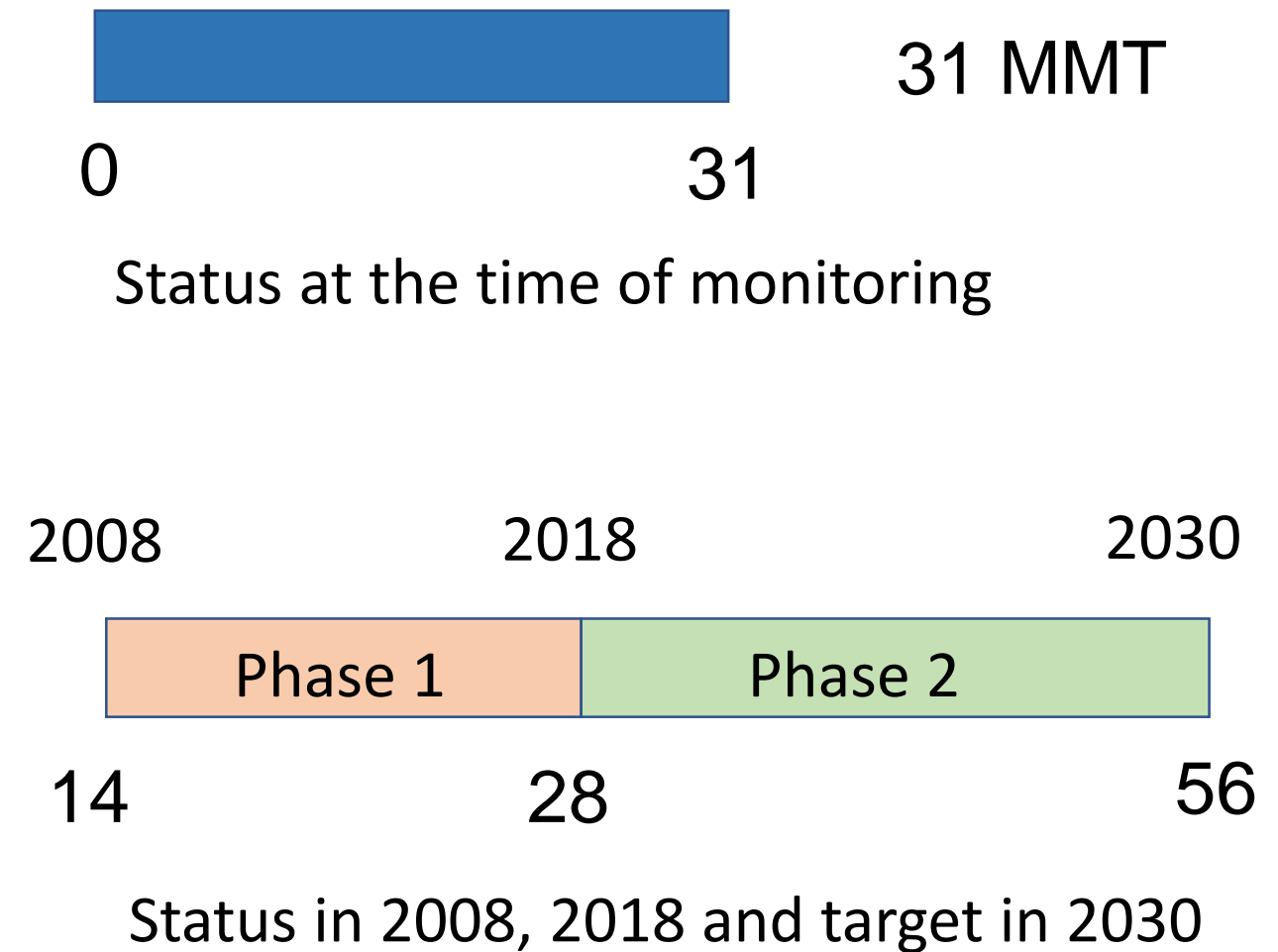
(*) Before starting collecting baseline data, each country needs to determine:

- Detail of indicators (e.g., Which varieties are locally-preferred with resilient characteristics? [Resilience Indicator 1])
- Ways to collect data (e.g., Where to conduct survey to obtain the market share of local rice? [Competitiveness Indicator 1])

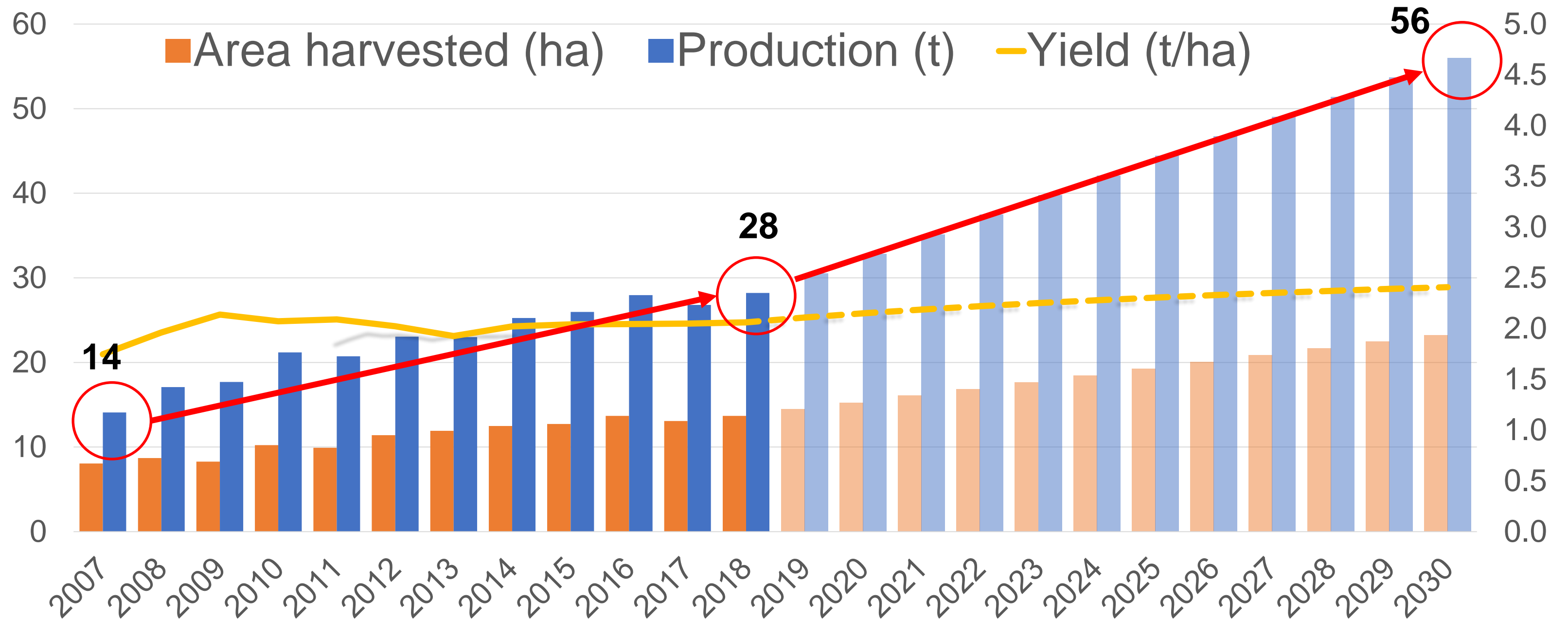
Overall Indicators



Quantity of production



Expected growth in production/area planted/yield during Phase 2

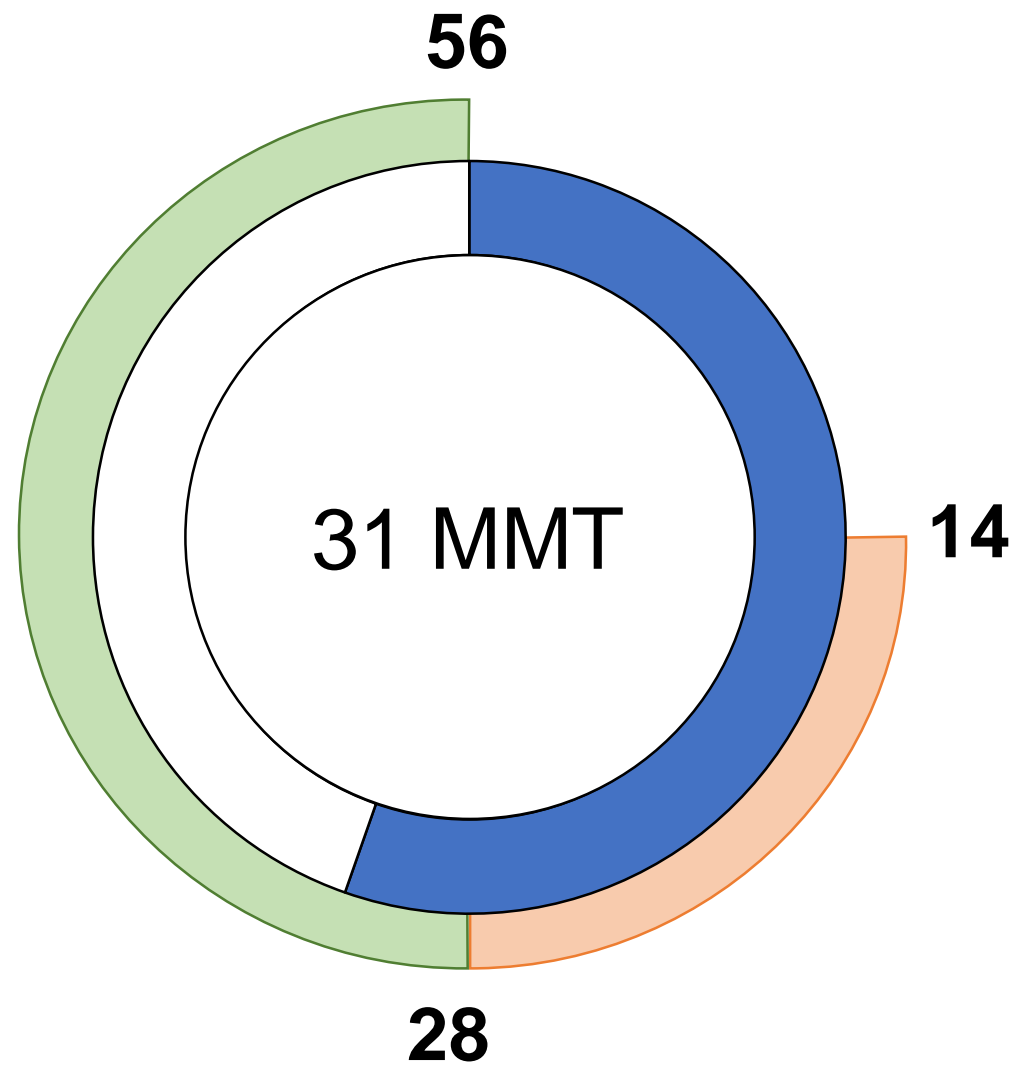


Source: FAOSTAT

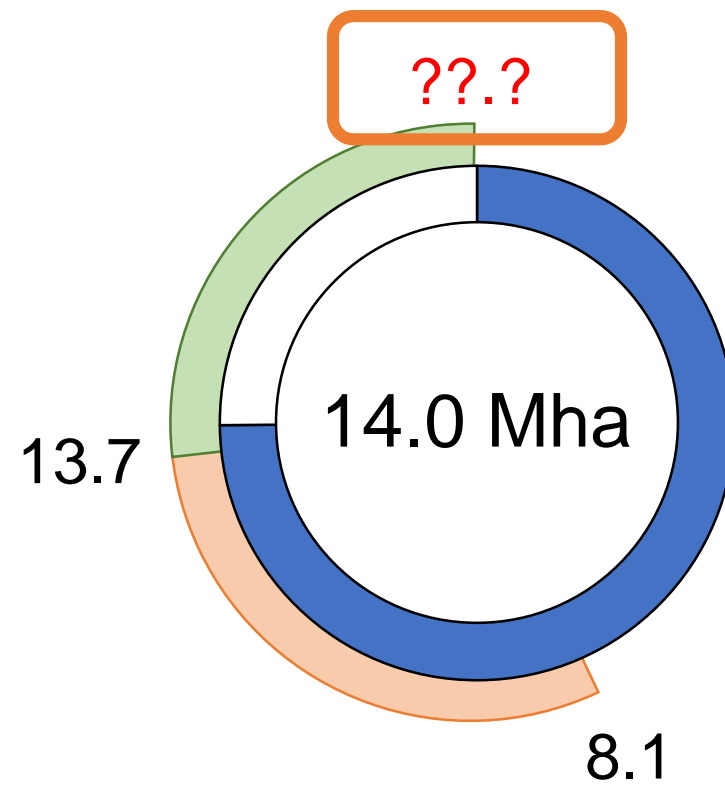


Overall Indicators

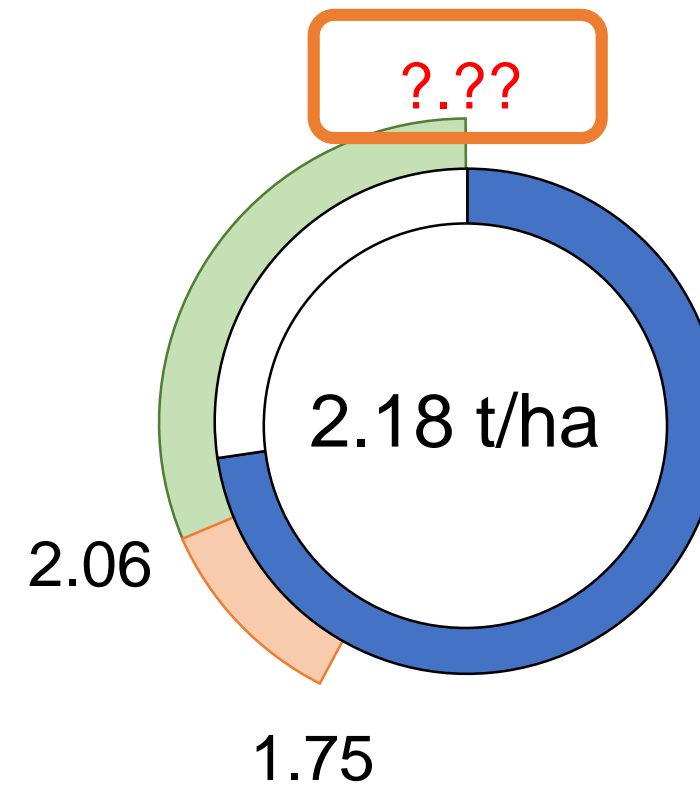
At continental level



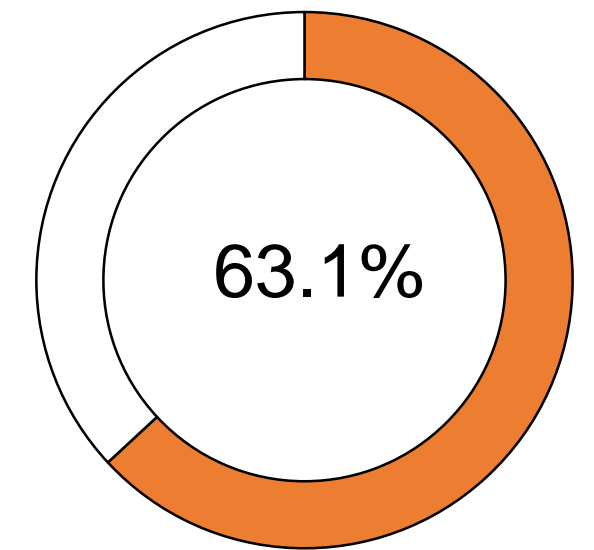
Qty. production



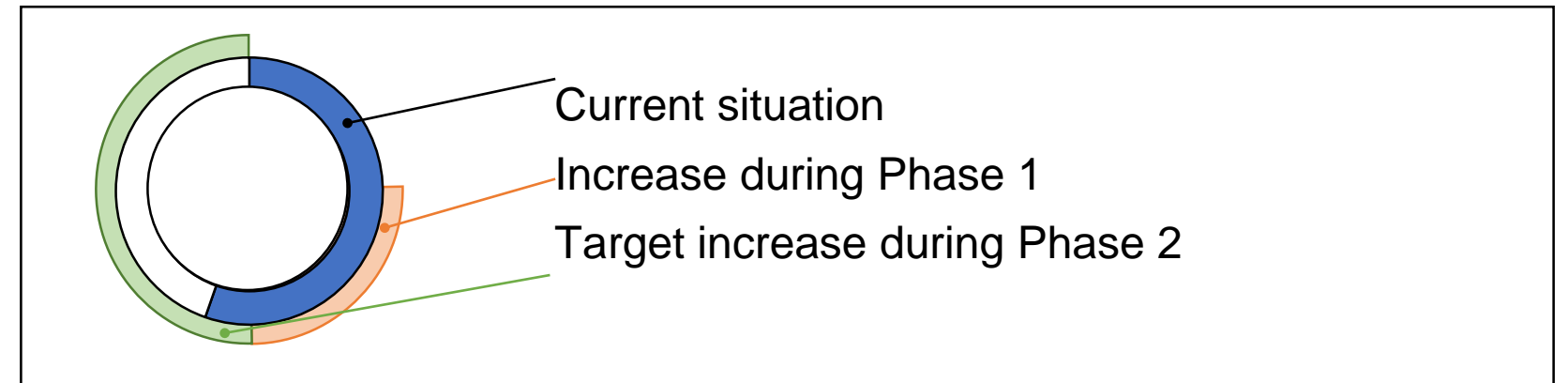
Area



Yield



Self-sufficiency



Overall Indicators: Target area and yield

Combination of increase in area and yield to make production double

Area	Yield	Prod
2.00	1.00	2
1.90	1.05	2
1.80	1.11	2
1.70	1.17	2
1.60	1.25	2
1.50	1.33	2
1.40	1.43	2
1.30	1.53	2
1.20	1.67	2
1.10	1.82	2
1.00	2.00	2

2007

Area x Yield = Production

$8.1 \text{ Mha} \times 1.75 \text{ t/ha} = 14.1 \text{ MMT}$

x 1.70

x 1.17

x 2

Phase 1

2018

$13.7 \text{ Mha} \times 2.06 \text{ t/ha} = 28.2 \text{ MMT}$

x ???

x ???

x 2

Phase 2

2030

$?.? \text{ Mha} \times ?.?? \text{ t/ha} = 56 \text{ MMT}$

Need to set targets for area and yield for Phase 2



Overall Indicators: setting target area and target yield

	Production fold	Area fold	Yield fold
Benin	2.9	1.8	1.6
Togo	5.8	1.8	3.2
Nigeria	5.0	1.3	4.0
Liberia	5.2	1.8	2.9
Gambia	8.5	2.7	3.1
Ghana	5.6	2.7	2.1
Kenya	6.6	4.0	1.7
Ethiopia	10.8	6.0	1.8
Tanzania	6.1	3.0	2.0
Mozambique	2.7	1.3	2.2
Rwanda	3.4	1.8	1.9
Burkina Faso	10.0	4.0	2.5
Niger	12.2	9.0	1.4
Senegal	2.3	2.1	1.1
Cote d'Ivoire	2.4	1.2	1.9
Mali	2.0	1.5	1.3
Guinea	2.3	0.8	2.8
Guinea Bissau	3.0	1.2	2.6
Chad	7.2	1.8	4.0

- The production target and combination of target area and target yield cited from their NRDS2/their working document for 19 countries where information is available.
- Some countries tried to achieve double production by focusing on yield improvement, while others focus on area expansion.
- Calculation at the continental level using these 19 countries' data gives **area increase by 13%** and **yield improvement by 77% (from 2.06 t/ha to 3.62 t/ha)** for achieving doubling rice production.

Overall Indicators: setting target area and target yield

Prof. Otsuka's presentation at GM7 in 2018

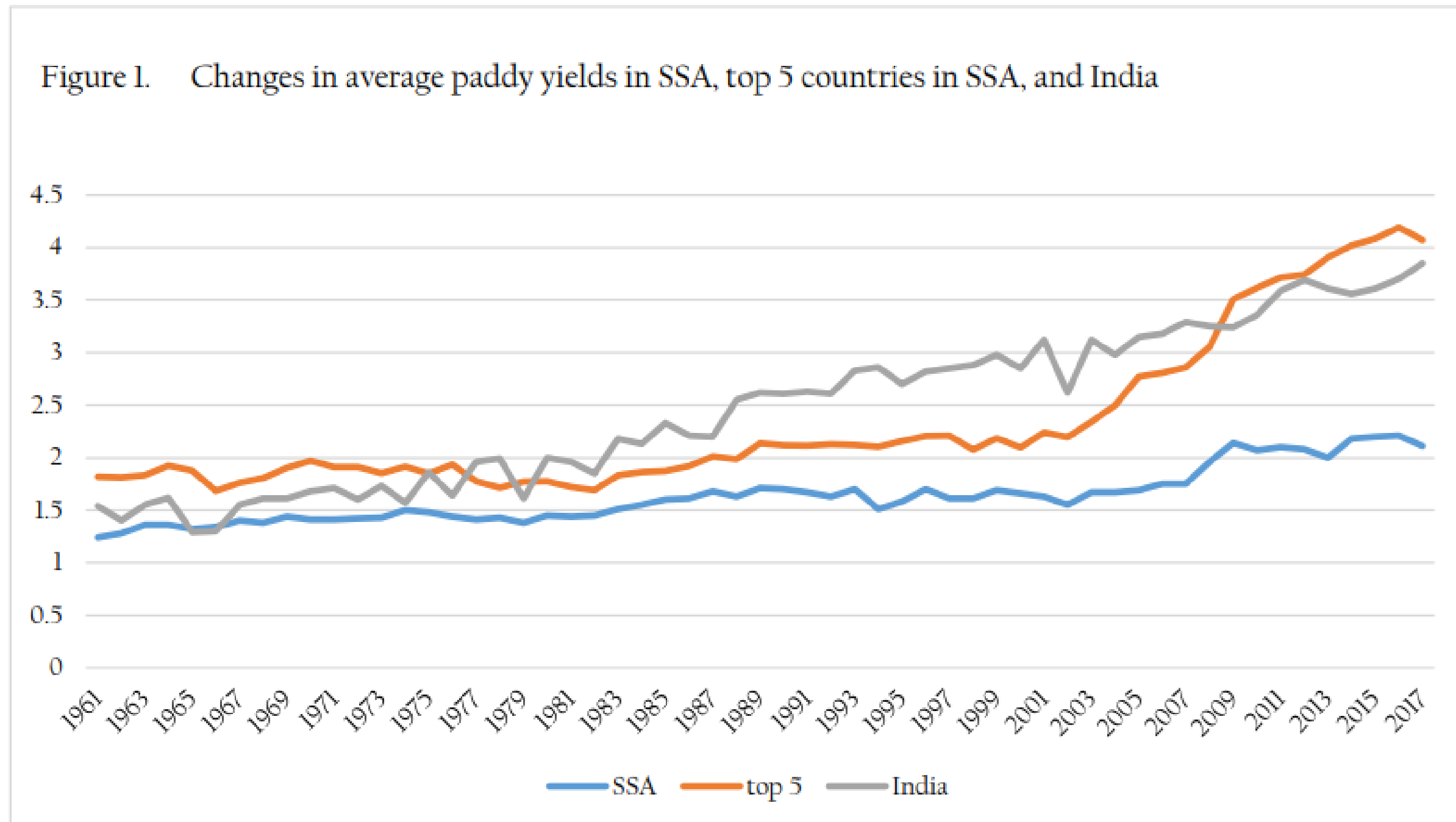
“ New goal of CARD (Phase 2) is to achieve another doubling of rice production from 2018 to 2030. As a possible scenario: **30% increase in harvested area x 50% increase in yield per hectare = $1.3 \times 1.5 \approx 2.0$** “

“ 50% increase in yield means change from 2.06 ton/ha to 3.09 ton/ha. **The question is if it is possible to achieve yield of more than 3.00 ton/ha.** “

“ To do that, we need African Rice Green Revolution comparable to Asian Rice Green Revolution “

“ In some areas, African Rice Green Revolution has already started, **through provision of crop management training.** “

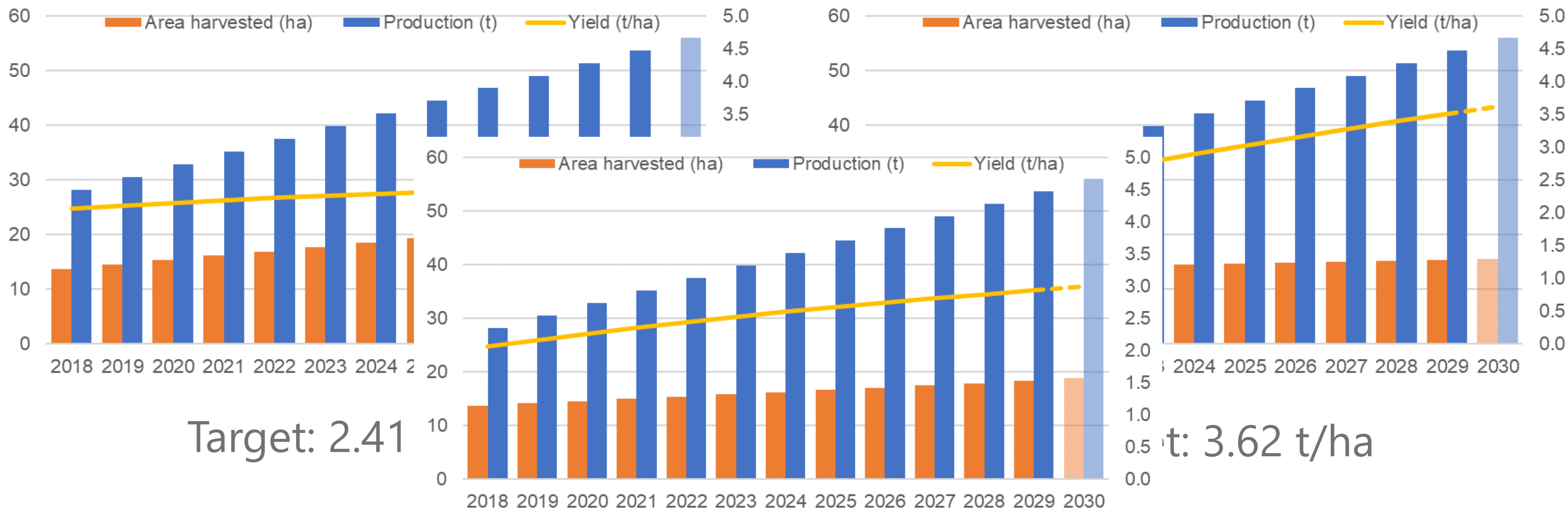
Overall Indicators: setting target area and target yield



Source: FAO-STAT (2017).

Note: Top five countries are: Kenya, Rwanda, Niger, Burundi, and Madagascar.

Expected growth in production/area planted/yield during Phase 2



Target: 2.41

Target: 3.00 t/ha

Target: 3.62 t/ha

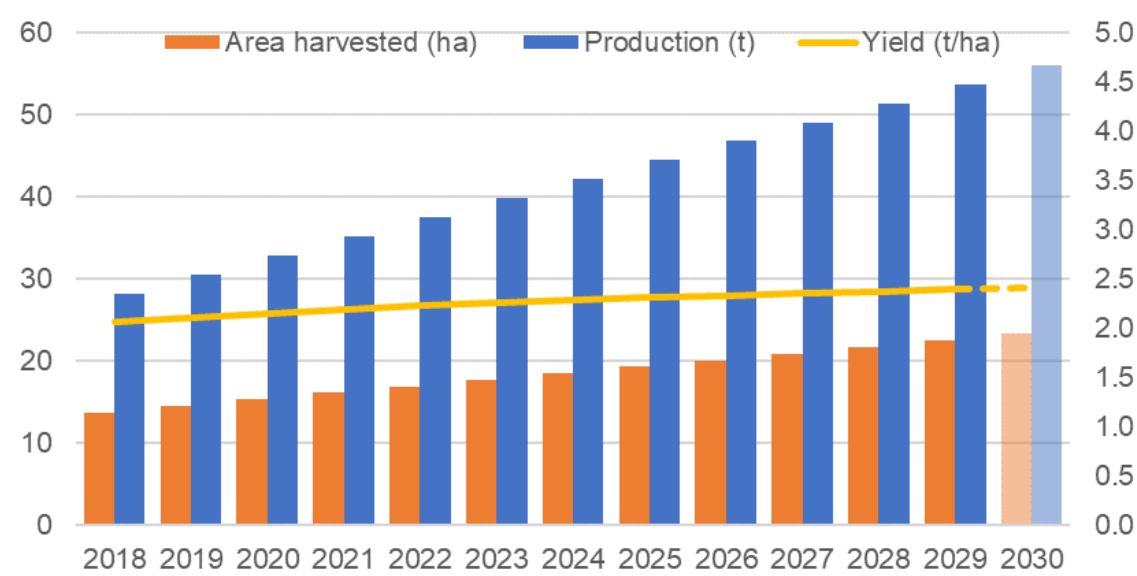


CARD

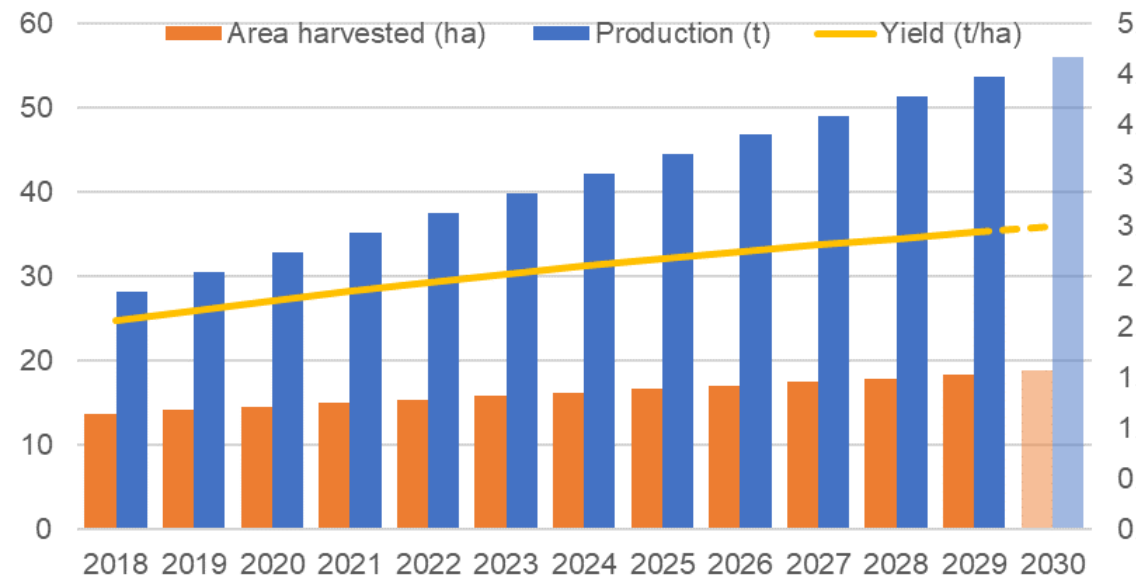
COALITION for AFRICAN RICE DEVELOPMENT

Source: FAOSTAT

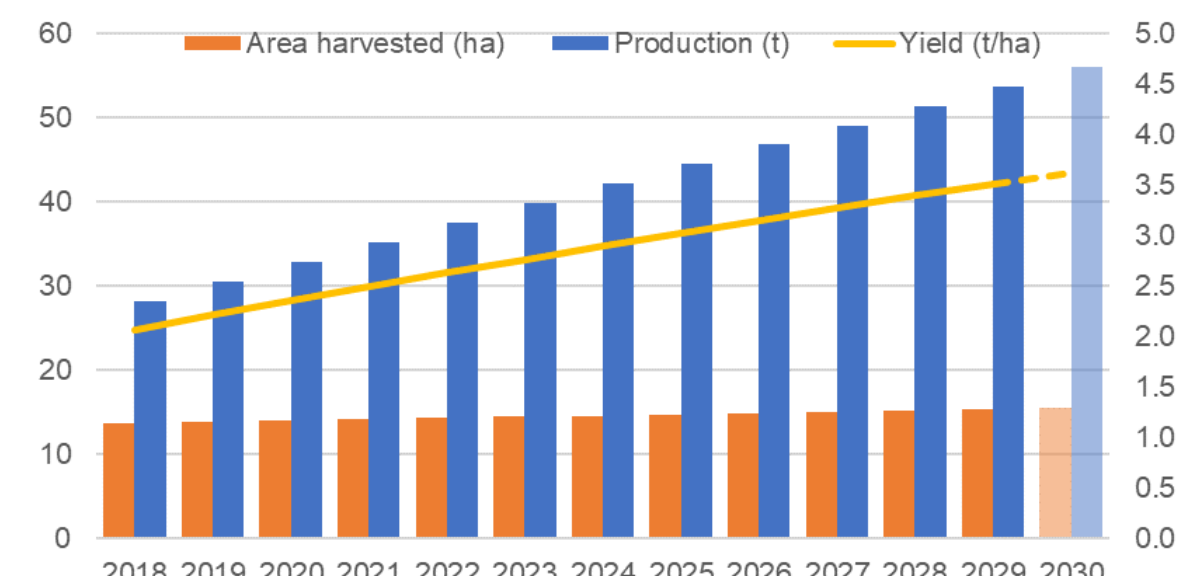
Expected growth in production/area planted/yield during Phase 2



Target: 2.41 t/ha



Target: 3.00 t/ha



Target: 3.62 t/ha

Source: FAOSTAT



Overall Indicators: Target area and yield

Combination of increase in area and yield to make production double

Area	Yield	Prod
2.00	1.00	2
1.90	1.05	2
1.80	1.11	2
1.70	1.17	2
1.60	1.25	2
1.50	1.33	2
1.40	1.43	2
1.30	1.53	2
1.20	1.67	2
1.10	1.82	2
1.00	2.00	2

2007

Area x Yield = Production

8.1 Mha x 1.75 t/ha = 14.1 MMT

x 1.70

x 1.17

x 2

Phase 1

2018

13.7 Mha x 2.06 t/ha = 28.2 MMT

x 1.37 ??

x 1.46 ??

x 2

Phase 2

2030

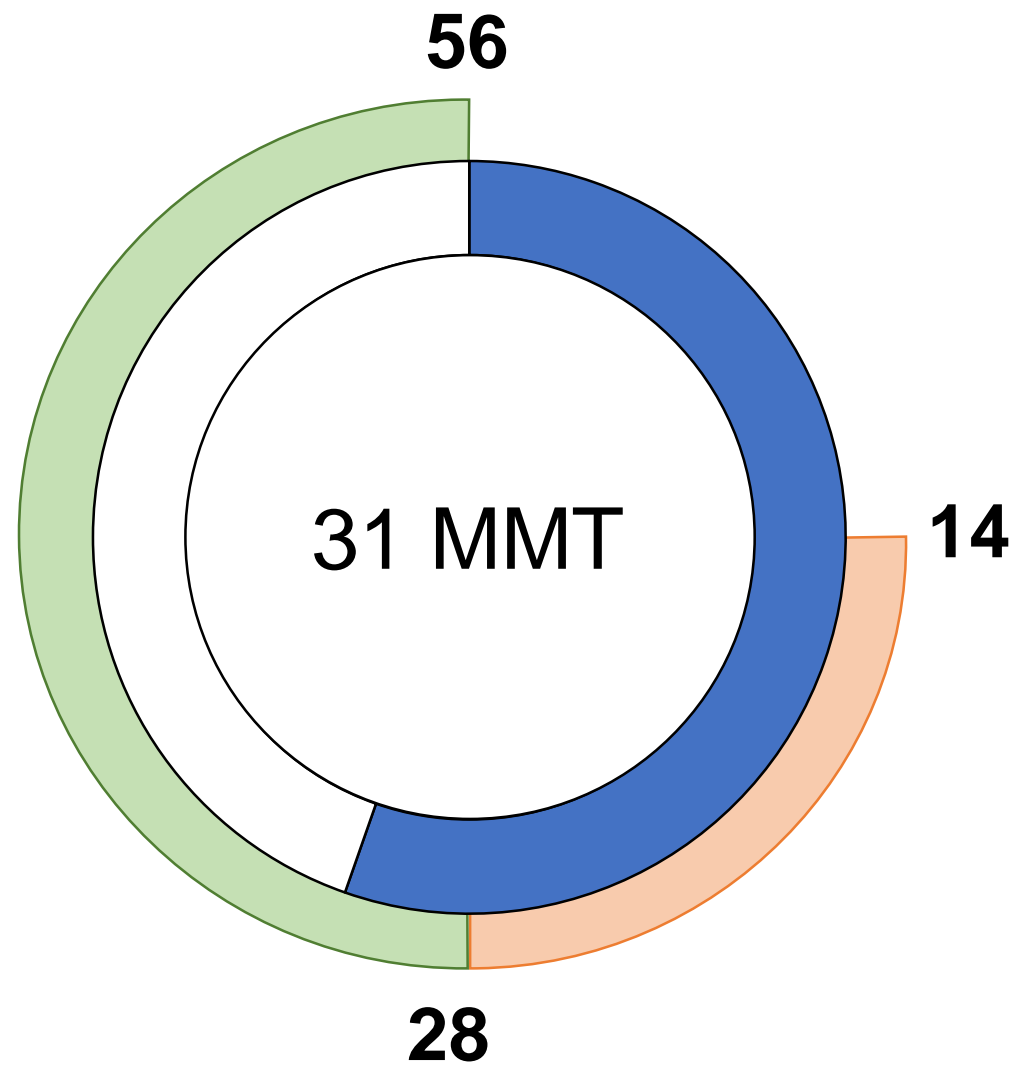
18.7 Mha x 3.00 t/ha = 56.0 MMT

These are the proposed target figures for Phase 2

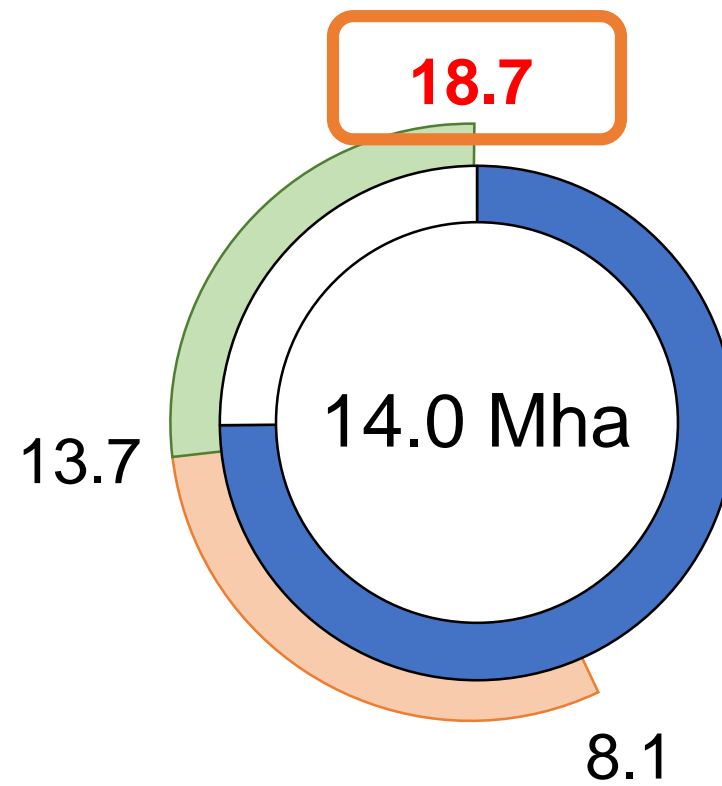


Overall Indicators

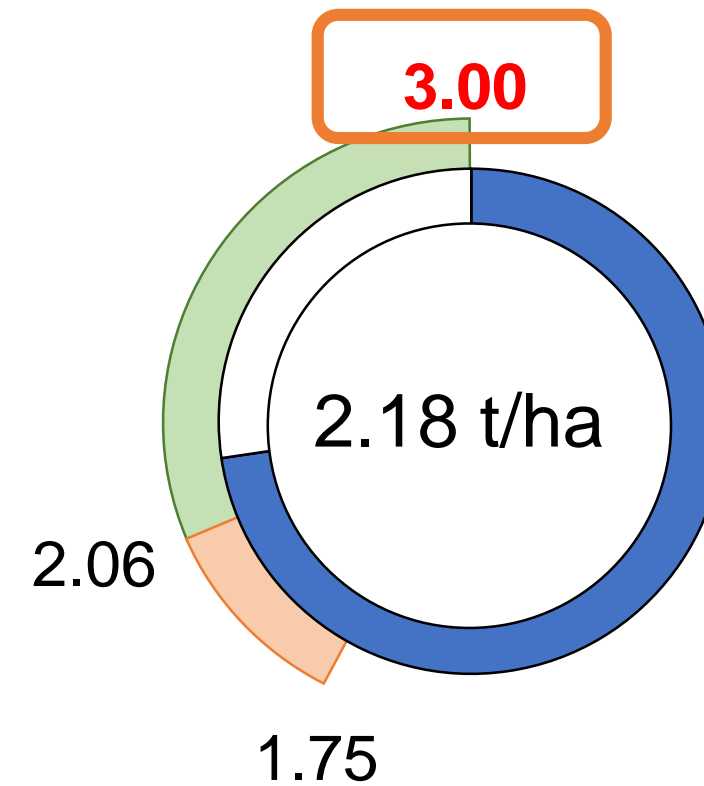
At continental level



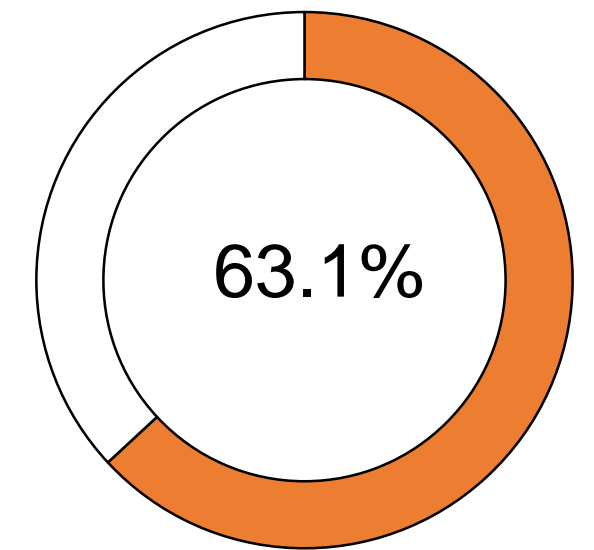
Qty. production



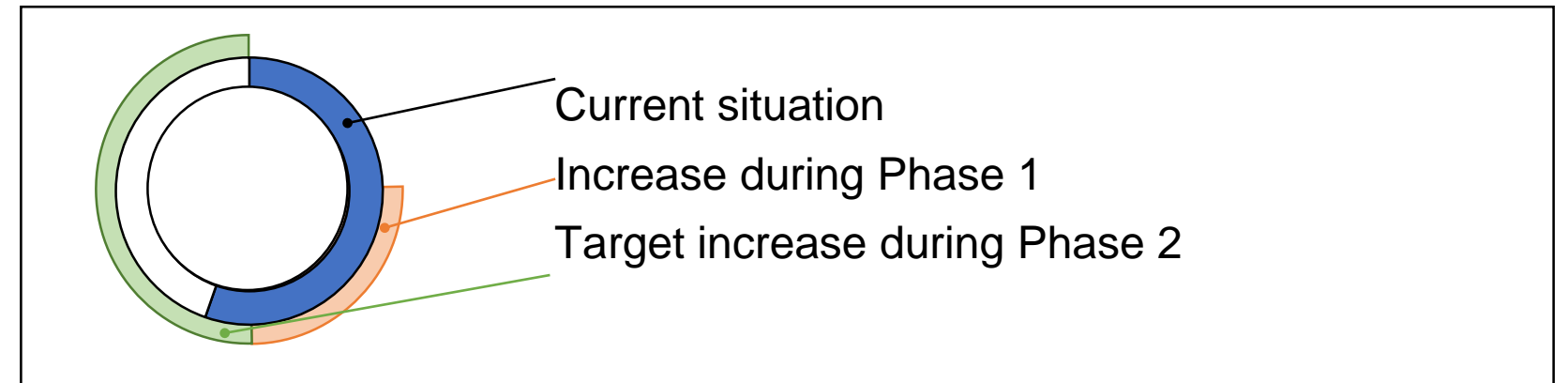
Area



Yield



Self-sufficiency



RICE Approach Indicators: **Resilience**

	Resilience 1	Resilience 2
Indicator	Area under irrigation	Quantity of resilient variety seeds
Definition	Area under rice cultivation with supplementary irrigation that could mitigate the negative impacts of weather fluctuations on rice production (ha)	Quantity of seeds of locally preferred varieties with resilient characteristics, locally produced and/or imported annually (ton)
Explanation	<ul style="list-style-type: none"> Sum of rice fields with water control, including micro- and small-scale irrigation. Where double cropping is practiced, areas for both seasons should be counted. 	<ul style="list-style-type: none"> Proxy to the area under cultivation of resilient varieties (actual adoption rate is difficult to obtain). “Resilient varieties” should be defined in each country by NRDS TF. Including certified seed, quality declared seed, and seed from Community Based Seed System.
Data source	Agricultural statistics department / National bureaus of statistics / NRDS FP & TF	Seed certification unit / Plant protection unit / Revenue authority / National bureaus of statistics / NRDS FP & TF

RICE Approach Indicators: **Industrialization**

	Industrialization 1	Industrialization 2
Indicator	Level of milling sector upgrading (Industrial milling capacity)	Level of mechanization in production
Definition	Ratio of installed capacity of medium and large mills (2 tons/hour or larger) among all functional mills (%)	Number of machines available for ploughing and harvesting in rice producing areas (units)
Explanation	<ul style="list-style-type: none"> ▪ Larger share of rice milled by medium- to large-scale modern mills, rather than small-scale artisanal mills, can be considered as a major drive for industrialization of the whole rice value chain. 	<ul style="list-style-type: none"> ▪ Limited to representative rice producing areas, to relatively accurately count tractors meant for rice, not for other crops.
Data source	Survey / Directorates in charge of agricultural mechanization and/or commercialization / Bureau of standard / NRDS FP & TF	Survey / Directorates in charge of agricultural mechanization / NRDS FP & TF

RICE Approach Indicators: **C**ompetitiveness

	Competitiveness 1	Competitiveness 2
Indicator	Share of local rice in the market	Quantity of high-yielding variety seeds
Definition	Share of locally produced rice in the total quantity of rice procured by major retail stores (%)	Quantity of seeds of locally preferred varieties with high-yielding attributes, locally produced and/or imported (ton)
Explanation	<ul style="list-style-type: none"> Assumption: major retail stores (such as supermarkets) capture the best the value of both the local and imported rice to consumers. Aiming to capture the level of competitiveness as a whole, which is a function of 1) quality, 2) price, 3) adequate & constant supply, and 4) consumer awareness (branding). 	<ul style="list-style-type: none"> Proxy to the area under cultivation of high-yielding varieties (actual adoption rate is difficult to obtain). “High-yielding varieties” should be defined in each country by NRDS TF. Including certified seed, quality declared seed, and seed from Community Based Seed System.
Data source	Market surveys / NRDS FP & TF	Seed certification unit / Plant protection unit / Revenue authority / National bureaus of statistics / NRDS FP & TF

RICE Approach Indicators: **E**mpowerment

	Empowerment 1	Empowerment 2
Indicator	Smallholder farmers' accessibility to financial services	Smallholder farmers' accessibility to technical training and services
Definition	Ratio of smallholder farmers having access to financial services in rice producing areas (%)	Ratio of smallholder farmers accessing technical training or services in rice production areas (%)
Explanation	<ul style="list-style-type: none"> ▪ Aiming to measure the capacity of smallholder rice farmers over investing in their farming operations, evaluated by the degree of their access to financial services that can support and upgrade their rice production system. ▪ Financial services considered under this indicator should be identified by NRDS TF. 	<ul style="list-style-type: none"> ▪ Including extension services both by public and private sectors. ▪ Technical training and services to be defined in each country by NRDS TF before commencement.
Data source	Survey / Financial institutions or Ministry of Finance / NRDS FP & TF	Survey / NRDS FP & TF

New CARD website for M&E

[NEW CARD Website](#), ready for launching

Annual Progress Review Meeting

Organization of Annual Progress Review Meeting in each CARD member country

1.	Objective	All rice stakeholders in the country share their activities and the progress made during the past year and identify the needs and roles that each stakeholder has to play in the following year to achieve the 2030 targets	
2.	Frequency	Once a year (ideally)	
3.	Finance	Same as NRDS Working Week (i.e., mainly supported by JICA country office)	
4.	Organizer	Ministry of Agriculture (NRDS FP and TF members)	
5.	Style	Two-day workshop	
6.	Participants	Day 1:	<ul style="list-style-type: none"> ➤ NRDS FP and TF members ➤ Representatives of SC members and other DPs in rice sector development ➤ CARD consultant
		Day 2:	<ul style="list-style-type: none"> ➤ All participants in Day 1 ➤ Other rice stakeholders in the country
7.	Contents	<ul style="list-style-type: none"> ➤ Review of RICE indicators (achievement to date) ➤ Review of projects from each SC member and DP ➤ Discussion on the way forward (including finetuning ongoing projects and drafting additional Concept Notes) 	



CARD

COALITION for AFRICAN
RICE DEVELOPMENT

8) INDUSTRIALIZATION (R.I.C.E.)



CARD

COALITION for AFRICAN
RICE DEVELOPMENT

Video “Enhancement of Local Rice Competitiveness in the case of Rwanda ”



<https://www.riceforafrica.net/>



CARD

COALITION for AFRICAN
RICE DEVELOPMENT

Panel discussion on Industrialization of Africa's rice sector

Industrialization is one of the pillars of the R.I.C.E approach. While acknowledging how important it is to 'industrialize' rice sector in Africa, we need to understand what exactly the 'industrialization' means? And what needs to be done to industrialize the rice sector.

Moderator: **Mr. Nur Abdi, Division Manager, IsDB**

Panelist:

Mr. Jean Claude Musabyimana, Permanent Secretary, MINAGRI, Rwanda,

Mr. Baba Robert, Senior Manager, NIRSAL, Nigeria

Mr. Ernest Ruzindaza, Senior Agricultural Economist, WB, and

Dr. Abebe Haile-Gabriel, Assistant Director General, FAO



CARD

COALITION for AFRICAN
RICE DEVELOPMENT

9) APPROVAL OF AATF'S PARTICIPATION



CARD

COALITION for AFRICAN
RICE DEVELOPMENT

SC membership: AATF's expression of interest (3/3)

Screening criteria for SC members & AATF's responses

1. Value that the Organizations/Institutions can add to CARD

“AATF is working on Rice in the five impact areas by access, development and commercialization of rice technologies that could greatly contribute to the goal of doubling rice production in sub-Saharan Africa within 10 years as set by CARD.”

2. Assigning a senior officer as a focal point to CARD

3. Commitment to participation in the CARD meetings represented by the focal point to CARD or his/her representative with equivalent seniority

“Dr. Kayode A. Sanni, the Leader of AATF rice program and AHyRA, has been following developments around CARD's activities for AATF and will be the designated nominee as AATF's representative on CARD and its Steering committee.”

4. Commitment to mainstreaming CARD into their organizations/institutions

“AATF roles and initiatives in the Rice Value Chain in Africa, are well in alignment with the goal of CARD. ... If accepted, AATF will integrate CARD's objectives into our organization's rice program, which can be intensely leveraged by CARD to achieve its mission.”



CARD

COALITION for AFRICAN
RICE DEVELOPMENT



STATUS OF FUNDING REQUEST TO IFAD



CARD

COALITION for AFRICAN
RICE DEVELOPMENT

Request for Funding to IFAD

As suggested by the last SC meeting (SC15), a funding request to IFAD for facilitating CARD activities was prepared and submitted in July 2019, by CARD Secretariat together with AUDA-NEPAD. The requested amount is USD 2.7 mn for 6 years.

By the time of launching of CARD phase 2 (the end of August 2019), there was a positive response from IFAD HQs, therefore, the final decision was expected sometime early this year. However, due to the pandemic, there seems little chance.....

The expected areas to be covered by IFAD funding were :

Regional
workshop with
RECs

Country level
annual review
workshop

Data collection
activities at
country and
regional level

Regional
training for
extension
officers and
researchers

Additional
personnel esp.
Lusophone and
M&E



Agenda

1. Chair's address by Mr. Alain Sy Traore/ECOWAS Commission (5 min)
2. Activities done since the last Steering Committee (CARD Sec.) (5 min)
3. Discussions over the contents of 8th General Meeting (60 min)
 - 3-1. Presentation by the Secretariat
 - 3-2. **Discussion**
4. Update from SC members (3 min each) (50 min)
5. Closing remarks by Mr. Tadashi Sato/JICA (5 min)



CARD

COALITION for AFRICAN
RICE DEVELOPMENT

4. SC MEMBERS' UPDATE

- On-going programs / projects and any other information



CARD

COALITION for AFRICAN
RICE DEVELOPMENT

5. CLOSING REMARKS BY MR. TADASHI SATO/ JICA



CARD

COALITION for AFRICAN
RICE DEVELOPMENT

THANK YOU VERY MUCH



CARD

COALITION for AFRICAN
RICE DEVELOPMENT